

# JPA Mappings

JPA Slides #2

# Java and ORM

To bridge the OO-relational mismatch we map between classes/objects and tables/rows and more ... i.e. ORM

We're using JPA 2.x as our ORM middleware

- Using annotations to define the mappings
- Also possible using XML mapping files, we don't ...
- JPA defined as "framework" by Oracle (we call it middleware, gives no structure to application)

# Mapping OO-model to Database

In general

- Package → Schema
- Class → Table
- Attribute → Column
- Associations → Relationships

Associations are tricky, more to come ...

Note: The classes to map are normally in the core model

- Not all classes in model should be persisted (we have a persistence model, a submodel)

# JPA Entity Class

An **entity class** is a Java class typically representing a database table. Specification;

- @Entity and @Id annotation
- Non-private default constructor
- No public attributes
- Serializable
- No final, whatsoever!
- Inheritance ok (mixed non-entity and entity classes is ok)
- Must be listed in a "persistence unit" more later...

@Entity annotation on...

- Abstract class, ok
- Interface or Enum, no!

# Default Mapping Rules

If no annotations except @Entity and @Id default mapping rules applies

Basically

- Class mapped to single table. Table will have same name as class but uppercase
- Attributes mapped to column names, uppercase
- JDBC rules for mapping simple Java types to database types
  - int, Integer, ... byte[], Byte[], ...String, Date, Calendar, TimeStamp, any ENUM, any Serializable.
- Collections mapped to extra table
- Relationships creates columns for fk in some of the involved tables (possible extra (sometimes unnecessary) join tables)

# Customize Mapping

If not satisfied with default mappings use class, field or method annotations. Annotations for;

- Table
- Columns
- Others

We give a few examples

Many more [mapping examples](#)

# Customize Class ->Table

Use @Table class annotation

```
// Other name for table (CUST instead of CUSTOMER)
@Entity
@Table(name="CUST", schema="RECORDS")
public class Customer { ... }
```

```
// Unique constraint for full row (i.e. no duplicates in rows)
@Entity
@Table(name="ALLOCATION", uniqueConstraints={
    @UniqueConstraint(columnNames={"CONSULT_ID", "PROJECT_ID"})
})
```

# Customize Attribute -> Column

```
// Other name and restrict length
@Column(name="Desc", length = 50)
private String description;
```

```
// Must use on Date and Calendar
@Temporal (DATE)
protected java.util.Date endDate;
```

```
// Transient specifies that an attribute should not be persisted
// (possible a calculated value).
```

```
@Entity
public class User {
    ...
    @Transient ShoppingCart cart; //Don't save cart
    ...
}
```



# Entity Class Identity

Entity class must have a id representing the database table [primary key](#)

- For simplicity we use an attribute id of type Long
- Specify id with @Id

```
public myClass {  
    @Id  
    private Long id;    // Will have pk-column ID in table  
}
```

# Generate the Primary key

Simplest is to let database generate the id value

- Specify using @GeneratedValue in conjunction with @Id
- If using generated id, never supply any id when creating entity (constructor or other ...)

```
// Generate pk's 1, 2, 3, ...  
@GeneratedValue(strategy=GenerationType.AUTO)  
@Id  
private long id;
```

# The Id Problem

Entity classes should define equals-method (and hashCode)

- Only significant value used should be the id

If letting database generate id, the object have no id before really written to database

Can't depend on object id before persisted.

- Will cause problems if not observant ... can't use some containers (Set)

# Collections and Enums

If class has a Collection or Map of primitive types

- Annotate with @ElementCollection, @CollectionTable (possible FetchType.LAZY upcoming...)
- Will create extra table holding collection data
- If non-primitive... more to come...

If class has Enum

- Annotate with @Enumerated( EnumType.STRING )
- Will end up in same table

# Embedded Objects

**Embedded object** depends on some entity class for its identity (no own identity, i.e. a value object, identifying relationship)

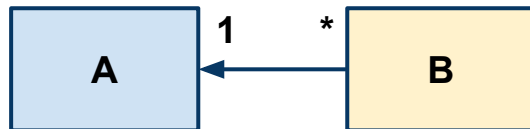
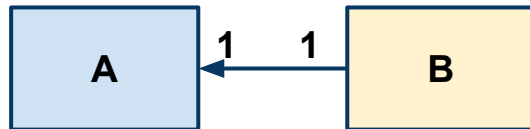
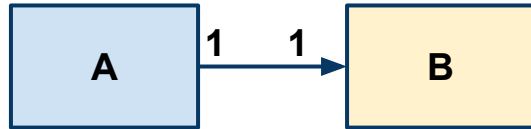
```
@Embeddable  
public class Address { ... }
```

```
@Entity  
public class Employee {  
    @Embedded  
    private Address address;  
    ...  
}
```

Ends up in same table (Employee)

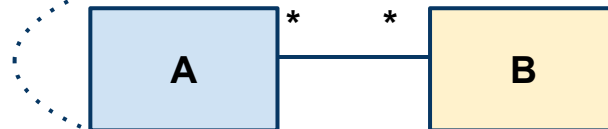
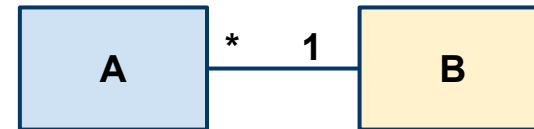
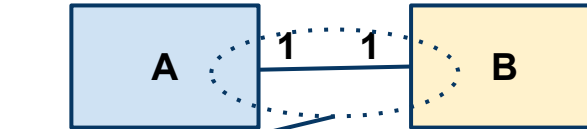
# Associations

Classes A and B



**Unidirectional OK**

Cardinality



This one possible to fix

**Bidirectional i.e. mutual dependencies. Avoid!**

# Mapping Associations

Classes (objects) are connected with associations,  
database tables with relationships

Mapping an association will result in relationships  
between tables

- Not a perfect match ... associations have direction, relationships not
- Relationships only have 1:N cardinality (the 1:1 cardinality must be forced through UNIQUE constraint on foreign key)

RUNTIME: Associations = object references, relationships =  
matching row id's (key's). Have to be careful!

# Associations: UML vs Database

UML associations denotes a references in Java

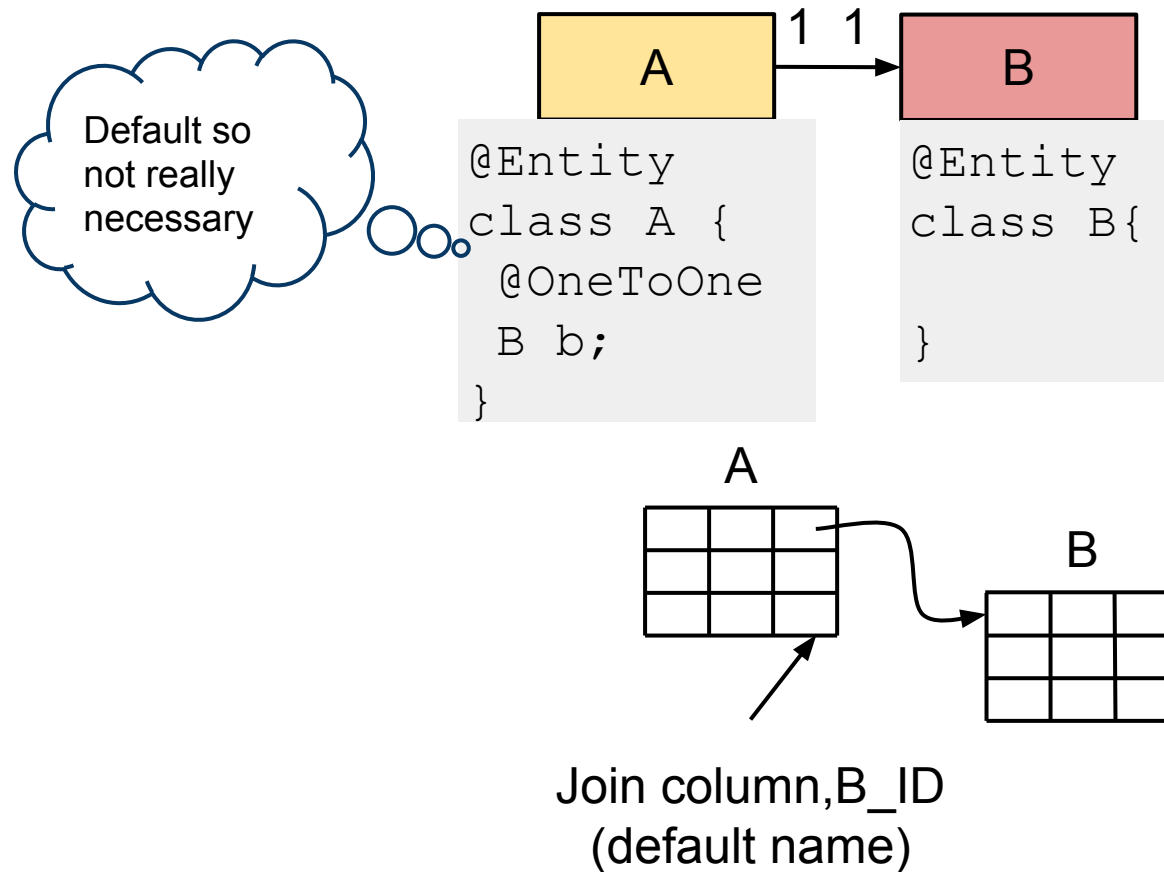
- UML 1:1 says one object having a reference to another. But the id of the object isn't considered! It's just some objects associated

But when working with databases the id's are what's count

- Database (ER) 1:1 says one table row is related to one unique row from another table, not to any row (like splitting a table vertically).

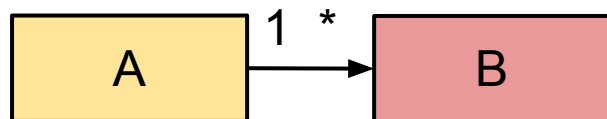


# Unidirectional 1:1 Mapping

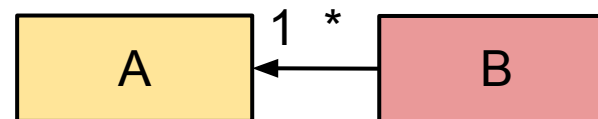


If the exact identity of B is important (database 1:1) need to use `@Column(unique=true)` for B\_ID

# Unidirectional 1:\* Mapping



OR

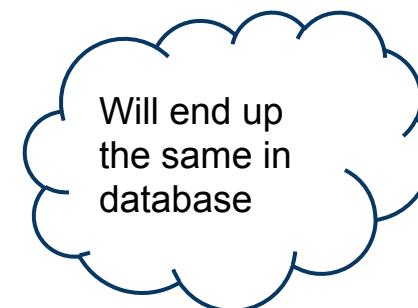
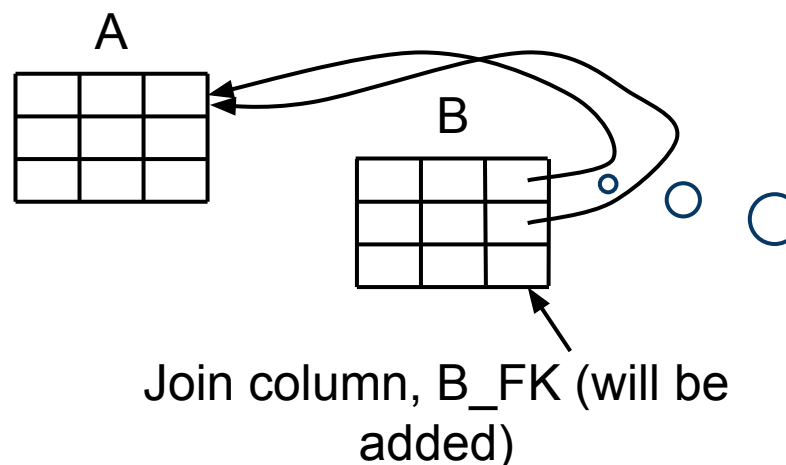
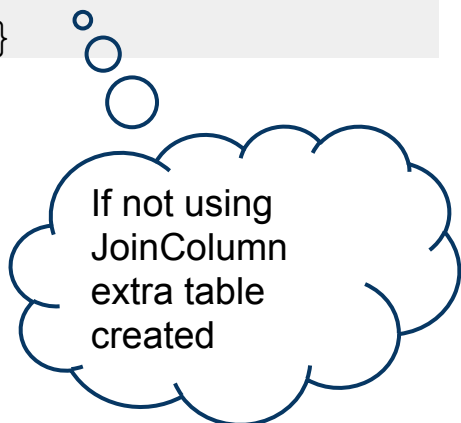


```
@Entity
class A {
    @OneToMany
    @JoinColumn(
        name = B_FK)
    List<B> b;
}
```

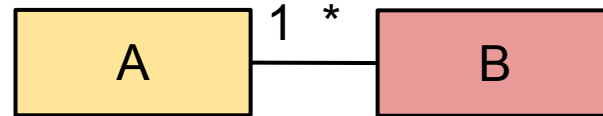
```
@Entity
class B{
}
```

```
@Entity
class A {
}
```

```
@Entity
class B{
    @ManyToOne
    A a;
}
```



# Bidirectional 1:\* Mapping

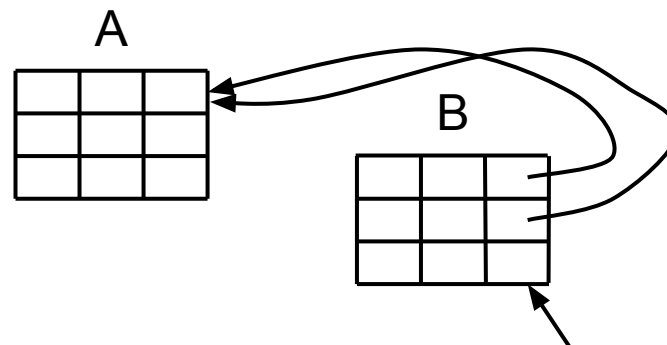


```
@Entity
class A {
    @OneToMany(mappedBy = "a") List<B> b;
}
```

```
@Entity
class B {
    @ManyToOne
    @JoinColumn(name = "B_FK") A a;
}
```

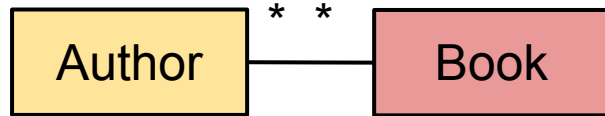
The owning side (table with foreign keys)

The inverse side



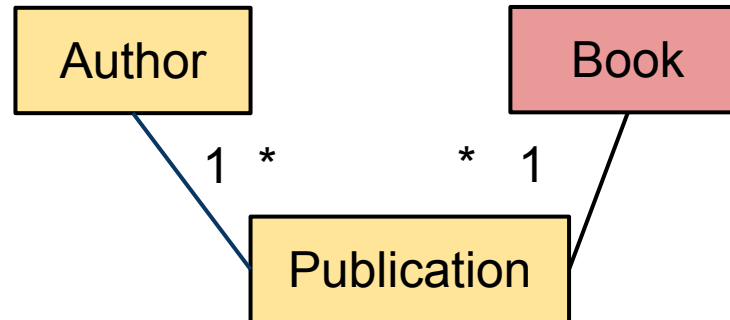
# Mapping \*:\*

Many to many transformed to ... this!



```
class Author {  
    Collection<Book> bs;  
}
```

```
class Book {  
    Collection<Author> as;  
}
```



```
@Entity  
class Author {  
}
```

```
@Entity  
class Book {  
}
```

```
@Entity  
@Table(name="PUBLICATION", uniqueConstraints={  
    @UniqueConstraint(columnNames={"AUTHOR_ID", "BOOK_ID"})  
})  
class Publication {  
    @ManyToOne  
    Author a;  
    @ManyToOne  
    Book b;  
}
```

Optional

Will get extra table

# Fetching Strategies

When to load associated objects

- EAGER, when owner loaded
- LAZY, when code executed

Default (otherwise annotate)

- @OneToOne, EAGER
- @ManyToOne, EAGER
- @OneToMany, LAZY
- @ManyToMany, LAZY

// Example

```
@OneToMany(fetch=FetchType.EAGER)  
List<OrderItems> oi;
```

# Summary Association Mapping

## SE best practices

- Limit number of associations
- Prefer unidirectional, review use cases to decide direction

If need to navigate in “other” (non existing) direction in code have to search

- Probably best to let database search (i.e. use queries, upcoming)

# Mapping Inheritance

## Different strategies

- Single table for hierarchy (all super/sub-objects in same table)
- Joined strategy, many tables
- .. more...

```
//Superclass
@MappedSuperclass
public class Person ... {
    // Common code
}
```

```
//Subclass, everything will end up in table Employee
@Entity
public class Employee extends Person {
}
```

# Warnings

If mappings “wrong” you will get (sometimes not easy to understand) exceptions!

- If strange exceptions carefully review all mappings



# Persistence Unit (PU) Revisited


As noted we have a config file persistence.xml containing “named” PUs

- All entity classes must be listed in PU, if not exception, “not a known entity type”
- All classes in PU must be collocated in same database
- Possible to specify table generation strategy
  - None, no tables created (should exist)
  - Create, will create when executing program
  - Drop and Create, delete and create when executing program
- Transactional type for EM, always, Java Transaction API, JTA more to come ...

# Persistence Unit Sample

NetBeans will generate!

```
<?xml version="1.0" encoding="UTF-8"?>
<persistence version="2.1" xmlns="http://xmlns.jcp.org/xml/ns/persistence" xmlns:xsi="
http://www.w3.org/2001/XMLSchema-instance" xsi:schemaLocation="http://xmlns.jcp.
org/xml/ns/persistence http://xmlns.jcp.org/xml/ns/persistence/persistence_2_1.xsd">
  <persistence-unit name="managing_pu" transaction-type="JTA">
    <jta-data-source>jdbc/test</jta-data-source>
    <class>jpa.mgn.core.Author</class>
    <class>jpa.mgn.core.Book</class>
    <class>jpa.mgn.core.Publication</class>
    <class>jpa.mgn.core.Review</class>
    <exclude-unlisted-classes>true</exclude-unlisted-classes>
    <properties>
      <property name="javax.persistence.schema-generation.database.action" value="
create"/>
    </properties>
  </persistence-unit>
</persistence>
```



Entity classes

# Validation

As noted: All layers should validate incoming data!

“Bean Validation constraints may be applied to persistent entity classes, embeddable classes, and mapped superclasses.”

- Constraints checked immediately after the PrePersist, PreUpdate, and PreRemove lifecycle events, more to come ...

The JPA @Column may also impose constraints

# Bean Validation vs JPA Constraints

**@NotNull** is a Bean Validation annotation. It has nothing to do with database constraints itself.

**@Column(nullable = false)** is the JPA way of declaring a column to not accept null values

When to use?

- Need both to be safe ... NotNull for application (control layer), Column for database layer.

# JPA and JAXB

Possible to have both @Entity and @XmlRootElement on same class

- Get database data as XML directly ... possible for REST applications

# Other way round

If you're a skilled database developer, start with database and let NetBeans generate the mapped entity classes but ...

... don't touch generated code! Separate out!