

Computational methods in bioinformatics: Lecture 1

Graham J.L. Kemp

5 November 2018



What is biology?

Ecosystem	Rain forest, desert, fresh water lake, digestive tract of an animal
Community	All species in an ecosystem
Population	All individuals of a single species
Organism	One single individual
Organ System	A specialised functional system of an organism, e.g. nervous system or immune system
Organ	A specialised structural system of an organism, e.g. brain or kidney
Tissue	A specialised substructure of an organ, e.g. nervous tissue, smooth muscle
Cell	A single cell, e.g. neuron, skin cell, stem cell, bacteria
Molecule	e.g. protein, DNA, RNA, sugar, fatty acid, metabolites, pharmaceutical drugs



What is bioinformatics?

“Research, development, or application of computational tools and approaches for expanding the use of biological, medical, behavioral or health data, including those to acquire, store, organize, archive, analyze, or visualize such data.”


“Bioinformatics applies principles of information sciences and technologies to make the vast, diverse, and complex life sciences data more understandable and useful.”



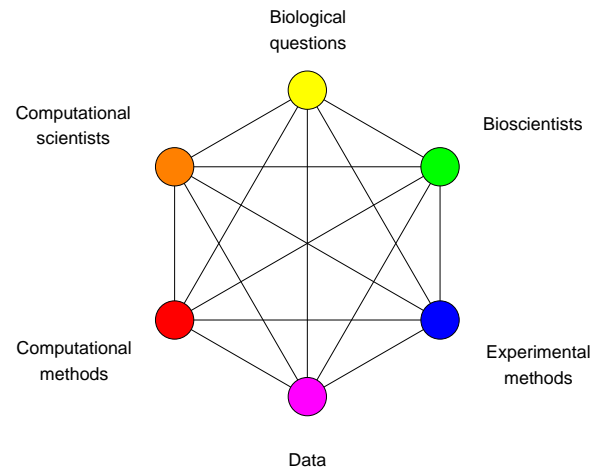
What is computational biology?

“The development and application of data-analytical and theoretical methods, mathematical modeling and computational simulation techniques to the study of biological, behavioral, and social systems.”

“Computational biology uses mathematical and computational approaches to address theoretical and experimental questions in biology.”



Addressing biological questions



Navigation icons: back, forward, search, etc.

What is a gene?

“Region of DNA that controls a discrete hereditary characteristic, usually corresponding to a single protein or RNA.”

Alberts B, Johnson A, Lewis J, Raff M, Roberts K, Walter P (2002).
Molecular Biology of the Cell (Fourth ed.). New York: Garland Science.

Navigation icons: back, forward, search, etc.

Sequences, structures and systems

Sequences

- ▶ Nucleic acids (DNA and RNA) and proteins are (unbranched) polymers. Their composition can be described by the sequence of units (nucleotides or amino acid residues) in a chain.

Structures

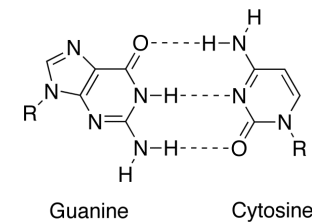
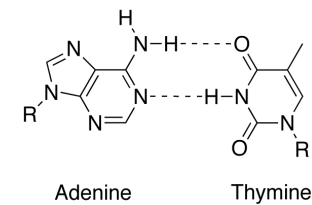
- ▶ Three-dimensional structures can give insights into the molecular basis of biological functions.

Systems

- ▶ Biological processes consist of the coordinated actions of molecules.

Navigation icons: back, forward, search, etc.

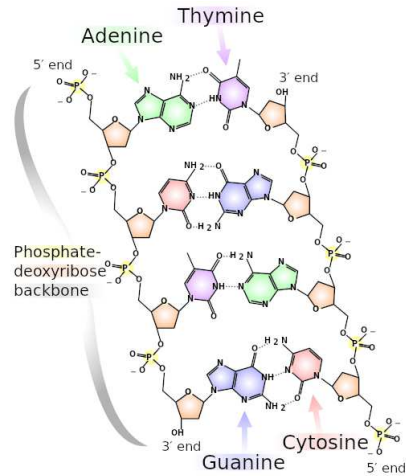
Base pairing in DNA



http://en.wikipedia.org/wiki/File:AT_base_pair_jypx3.png
http://en.wikipedia.org/wiki/File:GC_base_pair_jypx3.png

Navigation icons: back, forward, search, etc.

Structure of DNA



http://en.wikipedia.org/wiki/File:DNA_chemical_structure.svg

Graham J.L. Kemp

Computational methods in bioinformatics: Lecture 1

Protein structure

Primary structure

- ▶ sequence of amino acid residues linked in a chain

Secondary structure

- ▶ locally, the main chain forms helices and strands

Tertiary structure

- ▶ the 3-D structure
- ▶ assembly and interaction of helices and sheets

Quaternary structure

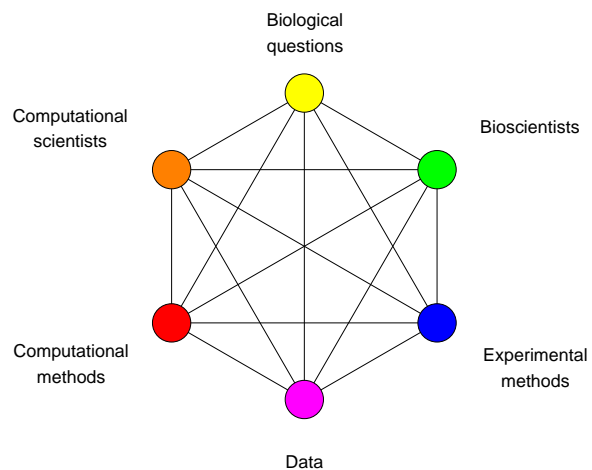
- ▶ assembly of subunits

[Navigation icons](#)

Graham J.L. Kemp

Computational methods in bioinformatics: Lecture 1

Addressing biological questions



[Navigation icons](#)

Graham J.L. Kemp

Computational methods in bioinformatics: Lecture 1

Biological sequences: some experimental methods

- ▶ DNA sequencing
- ▶ Protein sequencing
- ▶ Next-generation sequencing (NGS)

[Navigation icons](#)

Graham J.L. Kemp

Computational methods in bioinformatics: Lecture 1

Biological sequences: some questions

- ▶ How similar are a pair of sequences?
- ▶ Identify the corresponding units in a pair of homologous molecules that have undergone substitutions and insertions/deletions during their evolutionary history (*pairwise sequence alignment*).
- ▶ Given a new sequence, has anything similar (in whole or part) been seen before?
- ▶ Reconstruct a phylogenetic tree from the sequences of a set of homologous molecules.
- ▶ Given the sequences of many overlapping DNA fragments from a single organism, assemble them to reconstruct a full genome.
- ▶ Given the sequences of many DNA fragments from a mixture of organisms, identify the species present in the mixture.



Biological structures: some experimental methods

Find the atomic structure of a macromolecule or complex

- ▶ X-ray crystallography
- ▶ Nuclear magnetic resonance (NMR) spectroscopy

Identify a low-resolution “envelope” enclosing a large macromolecular complex

- ▶ Cryo-electron microscopy
- ▶ Small-angle x-ray scattering



Biological structures: some questions

- ▶ Can differences in the functions of two similar proteins be explained by differences in their structures?
- ▶ Can a drug be designed to fit into the active site of a target protein?
- ▶ Can the safety and efficacy of a potential therapeutic protein be predicted from its structure?
- ▶ Can the function of a protein be altered by changing its composition, and hence its structure?
- ▶ Can a protein's structure be predicted from its sequence?
 - ▶ the protein folding problem
- ▶ Given the structures of two proteins, will they associate with one another? If so, how will they fit together?
 - ▶ the protein docking problem



Biological systems: some experimental methods

Which mRNA molecules are being expressed?

- ▶ Microarray gene expression
- ▶ RNA-Seq

Which proteins are being expressed?

- ▶ (2-D) gel electrophoresis
- ▶ Mass spectrometry

In which tissue(s) are particular genes expressed?

- ▶ *in situ* hybridization



Biological systems: some questions

- ▶ Which genes/proteins are co-expressed (i.e. have similar expression profiles)?
- ▶ Which genes are expressed in tumour cells but not in healthy cells?
- ▶ If a gene is "knocked out", will an organism survive, and how will the expression of other genes be affected?
- ▶ Can protein expression profiles identify proteins that could be targets for drug development?
- ▶ Can an individual's expression profile indicate whether they are likely to respond to a particular therapeutic treatment?
- ▶ How do biological networks respond to injury or to treatment with a therapeutic drug?



Sequences, structures and systems

Sequences

- ▶ MVE510 Introduction to bioinformatics
- ▶ BBT015 Advanced bioinformatics

Structures

- ▶ TDA507 Computational methods in bioinformatics

Systems

- ▶ KMG060 Systems biology



TDA507: Learning outcomes

Knowledge and understanding

- ▶ describe bioinformatics problems and computational approaches to solving them

Skills and abilities

- ▶ implement computational solutions to problems in bioinformatics

Judgement and approach

- ▶ summarise problems and methods described in research articles
- ▶ critically discuss different methods that address the same task
- ▶ identify situations where methods can be applied across different application areas



TDA507: Course content

Computational methods and concepts featured in this course

include: dynamic programming; heuristic algorithms; graph partitioning; image skeletonisation, smoothing and edge detection; clustering; sub-matrix matching; geometric hashing; constraint logic programming; Monte Carlo optimisation; simulated annealing; self-avoiding walks.

Biological problems featured in this course include: sequence alignment; domain assignment; structure comparison; comparative modelling; protein folding; fold recognition; finding channels; molecular docking; protein design.

