

Database Optimization

Indexes

Non-natural keys

Denormalization

"We should forget about small efficiencies,
say about 97% of the time: premature
optimization is the root of all evil"

- *Donald Knuth, 1974*

Quiz!

How costly is this operation (naive solution)?

<i>course</i>	<i>per</i>	<i>weekday</i>	<i>hour</i>	<i>room</i>
TDA356	2	VR	Monday	13:15
TDA356	2	VR	Thursday	08:00
TDA356	4	HB1	Tuesday	08:00
TDA356	4	HB1	Friday	13:15
TIN090	1	HC1	Wednesday	08:00
TIN090	1	HA3	Thursday	13:15

} n

```
SELECT *  
FROM Lectures  
WHERE course = 'TDA357'  
AND period = 3;
```

Go through all n rows, compare with the values for course and period = $2n$ comparisons

Quiz!

Can you think of a way to make it faster?

```
SELECT *  
FROM Lectures  
WHERE course = 'TDA357'  
AND period = 3;
```

If rows were stored sorted according to the values course and period, we could get all rows with the given values faster ($O(\log n)$ for tree structure).

Storing rows sorted is expensive, but we can use an *index* that given values of these attributes points out all sought rows (an index could be a hash map, giving $O(1)$ complexity to lookups).

Index

- When relations are large, scanning all rows to find matching tuples becomes very expensive.
- An *index* on an attribute A of a relation is a data structure that makes it efficient to find those tuples that have a fixed value for attribute A .
 - Example: a hash table gives amortized $O(1)$ lookups.

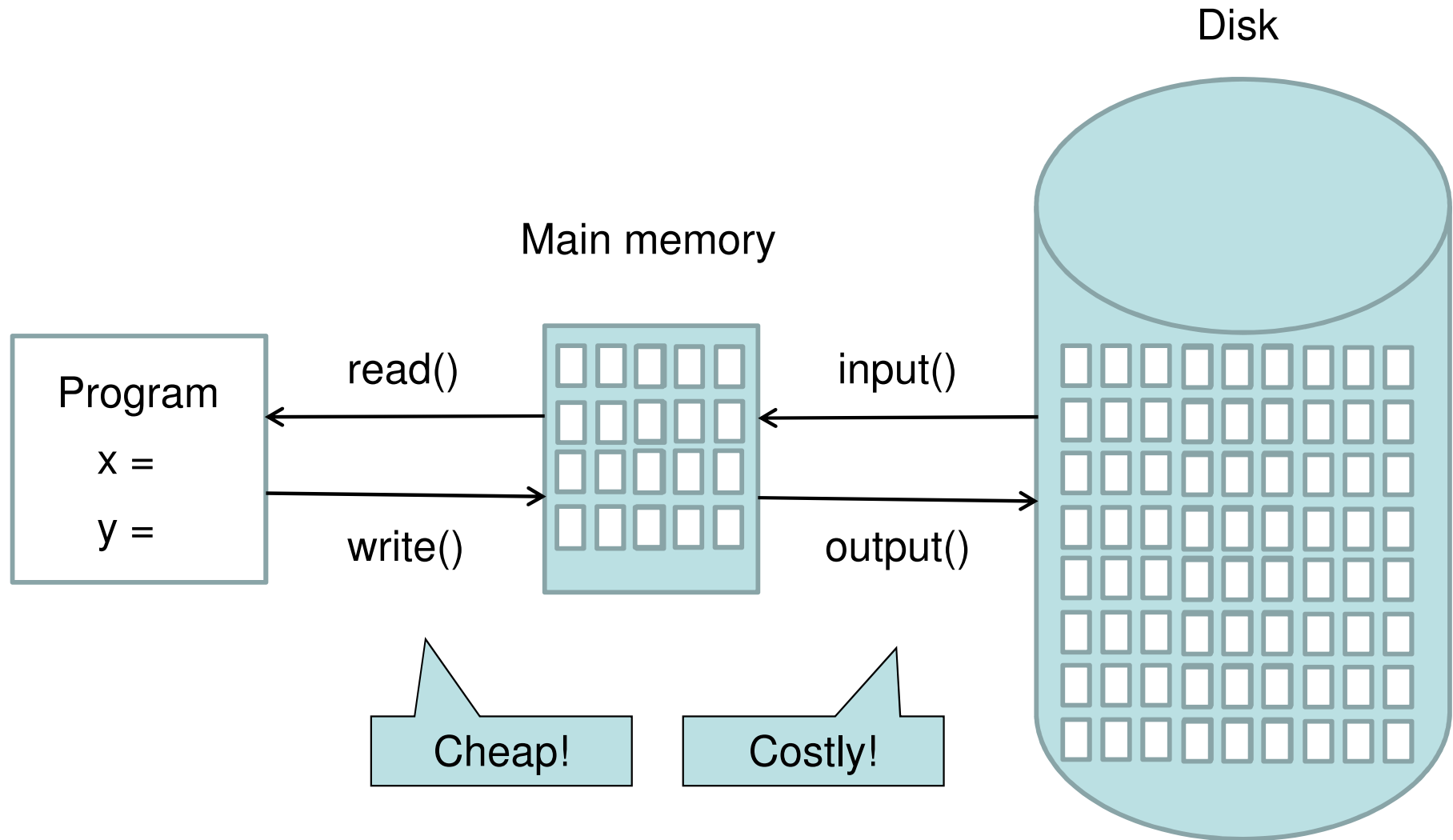
Quiz!

Asymptotic complexity ($O(x)$ notation) is misleading here. Why?

The asymptotic complexity works for data structures in main memory. But when working with stored persistent data, the running time of the data structure, once in main memory, is negligible compared to the time it takes to read data from disk. What really matters to get fast lookups in a database is to minimize the number of disk blocks accessed (could use asymptotic complexity over disk block accessing though).

Indexes help here too though. If a relation is stored over a number of disk blocks, knowing in which of these to look is helpful.

Disk and main memory



Typical costs

- Some (over-simplified) typical costs of disk accessing for database operations on a relation stored over n blocks:
 - Query the full relation: n (disk operations)
 - Query with the help of index: k , where k is the number of blocks pointed to (1 for key).
 - Access index: 1
 - Insert new value: 2 (one read, one write)
 - Update index: 2 (one read, one write)

Example:

```
SELECT *  
FROM Lectures  
WHERE course = 'TDA357'  
AND period = 3;
```

Assume Lectures is stored in n disk blocks. With no index to help the lookup, we must look at all rows, which means looking in all n disk blocks for a total cost of n .

With an index, we find that there are 2 rows with the correct values for the course and period attributes. These are stored in two different blocks, so the total cost is 3 (2 blocks + reading index).

Quiz!

How costly is this operation?

```
SELECT *  
FROM Lectures, Courses  
WHERE course = code;
```

Lectures: n disk blocks

Courses: m disk blocks

No index:

Go through all n blocks in Lectures, compare the value for course from each row with the values for code in all rows of Courses, stored in all m blocks. The total cost is thus $n * m$ accessed disk blocks.

Index on code in Courses:

Go through all n blocks in Lectures, compare the value for course from each row with the index. Since course is a key, each value will exist at most once, so the cost is $2 * n + 1$ accessed disk blocks (1 for fetching the index once).

CREATE INDEX

- Most DBMS support the statement

```
CREATE INDEX index name  
ON table (attributes) ;
```

- Example:

```
CREATE INDEX courseIndex  
ON Courses (code) ;
```

- Statement not in the SQL standard, but most DBMS support it anyway.
- Primary keys are given indexes implicitly (by the SQL standard).

Important properties

- Indexes are separate data stored by itself.
 - Can be created
 - ✓ on newly created relations
 - ✓ on existing relations
 - will take a long time on large relations.
 - Can be dropped without deleting any table data.
- SQL statements do not have to be changed
 - a DBMS automatically uses any indexes.

Quiz!

Why don't we have indexes on all (combinations of) attributes for faster lookups?

- Indexes require disk space.
- Modifications of tables are more expensive.
 - Need to update both table and index.
- Not always useful
 - The table is very small.
 - We don't perform lookups over it (Note: lookups \neq queries).
- Using an index costs extra disk block accesses.

Rule of thumb

- Mostly queries on tables – use indexes for key attributes.
- Mostly updates – be careful with indexes!

Quiz!

Assume we have an index on Lectures for (course, period, weekday) which is the key. How costly are these queries?

Lectures: n disk blocks

```
SELECT *  
FROM Lectures  
WHERE course = 'TDA357'  
AND period = 3;
```

```
SELECT *  
FROM Lectures  
WHERE weekday = 'Monday'  
AND room = 'VR';
```

A multi-attribute index is typically organized hierarchically. First the rows are indexed according to the first attribute, then according to the second within each group, and so on.

Thus the *left* query costs at most $k + 1$ where k is the number of rows matching the values. The *right* query can't use the index, and thus costs n , where n is the size of the relation in disk blocks.

Example: Suppose that the Lectures relation is stored in 20 disk blocks, and that we typically perform three operations on this table:

- insert new lectures (Ins)
- list all lectures of a particular course (Q1)
- list all lectures in a given room (Q2)


Let's assume that in an average week there are:

- 2 lectures for each course, and
- 10 lectures in each room.

Let's also assume that

- each course has lectures stored in 2 blocks, and
- each room has lectures stored in 7 (some lectures are stored in the same block).

Lectures example: blocks



Index on
(course, period, weekday)



Index on
room



Costs

Insert new lectures (Ins)

List all lectures of a particular course (Q1)

List all lectures in a given room (Q2)

	Case A	Case B	Case C	Case D
	No index	Index on (course, period, weekday)	Index on room	Both indexes
Ins	2	4	4	6
Q1	20	3	20	3
Q2	20	20	8	8

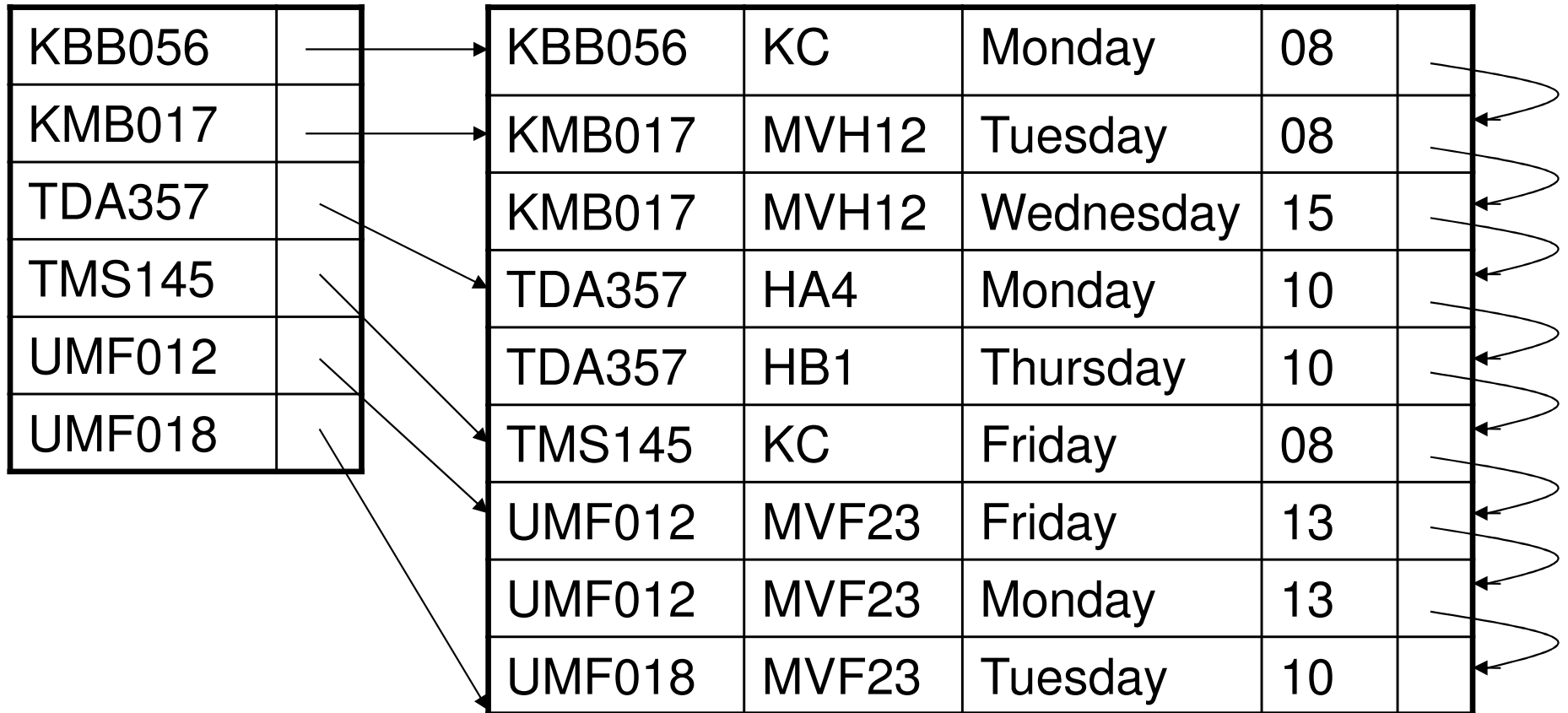
The amortized cost depends on the proportion of operations of each kind.

Ins	Q1	Q2	Case A	Case B	Case C	Case D
0.2	0.4	0.4	16.4	10	12	5.6
0.8	0.1	0.1	5.6	5.5	6	5.9
0.1	0.6	0.3	18.2	8.2	14.8	4.8

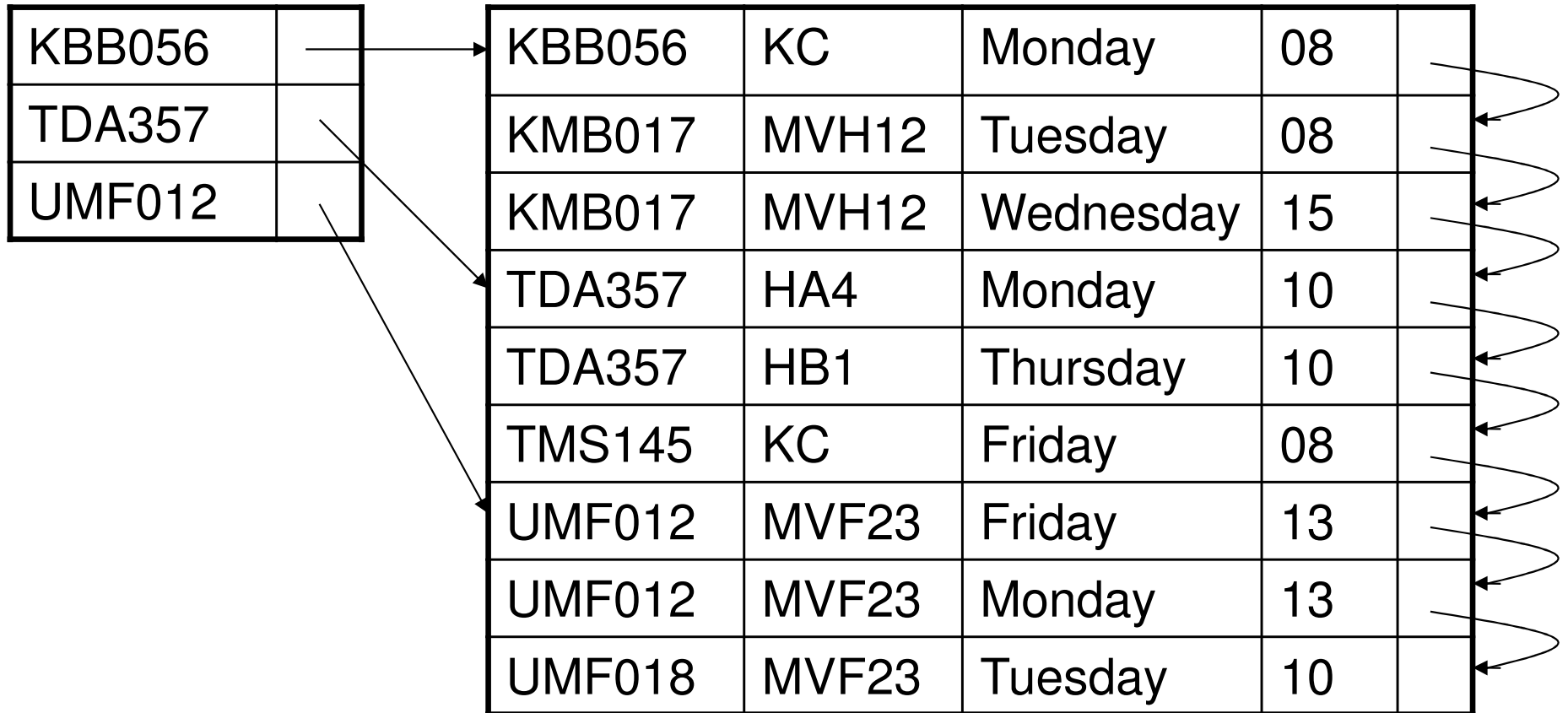
Real world

- The examples given here are very simplified! In reality, many more factors matter:
 - Data layout on disk, storage schemes
 - Size of disk blocks
 - Size of main memory
 - Disk latency, bus speed, ...
- Indexes can be arbitrarily large!
 - Not uncommon for index to be larger than the data set.
 - Different index schemes also matter.

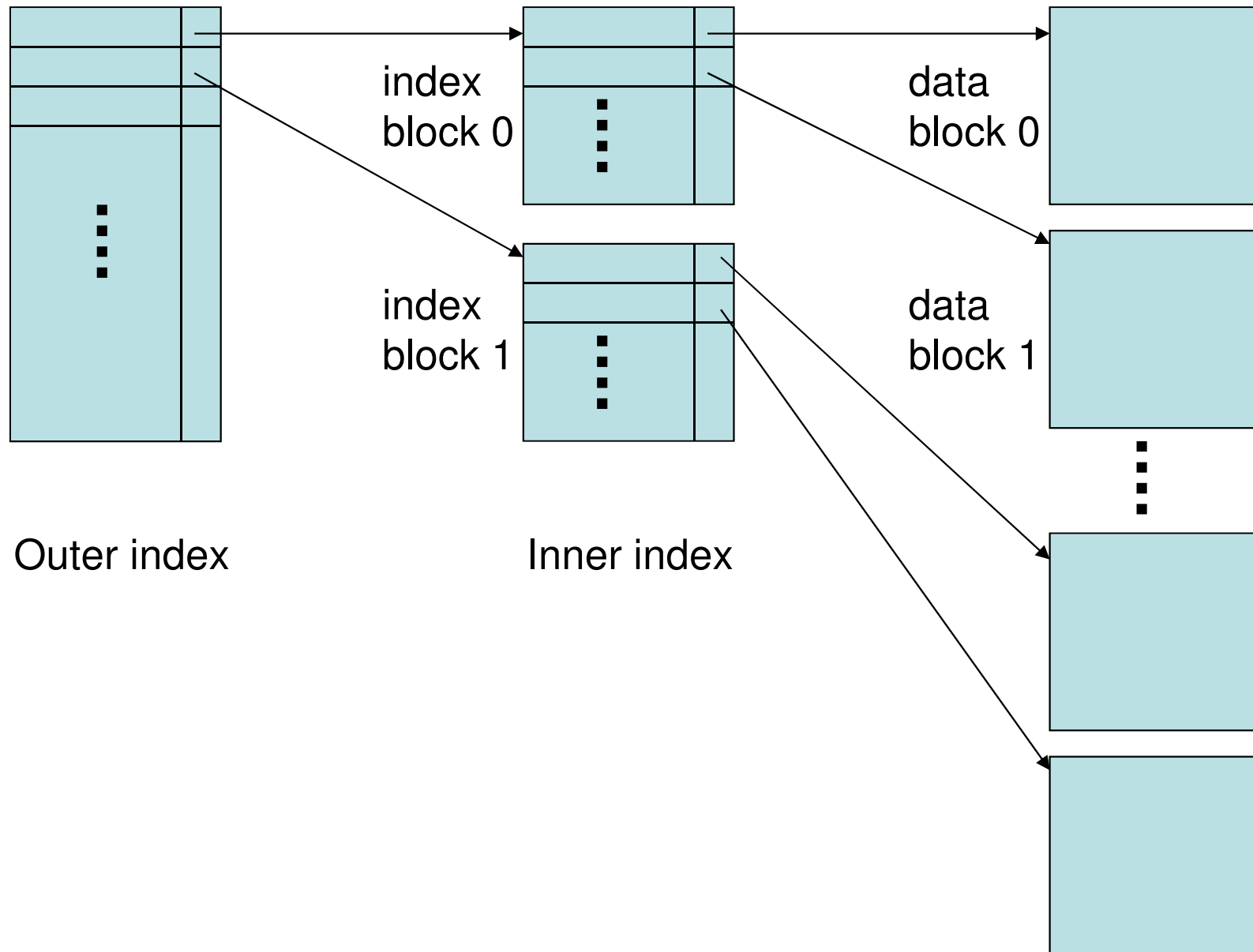
Dense index on sequential file



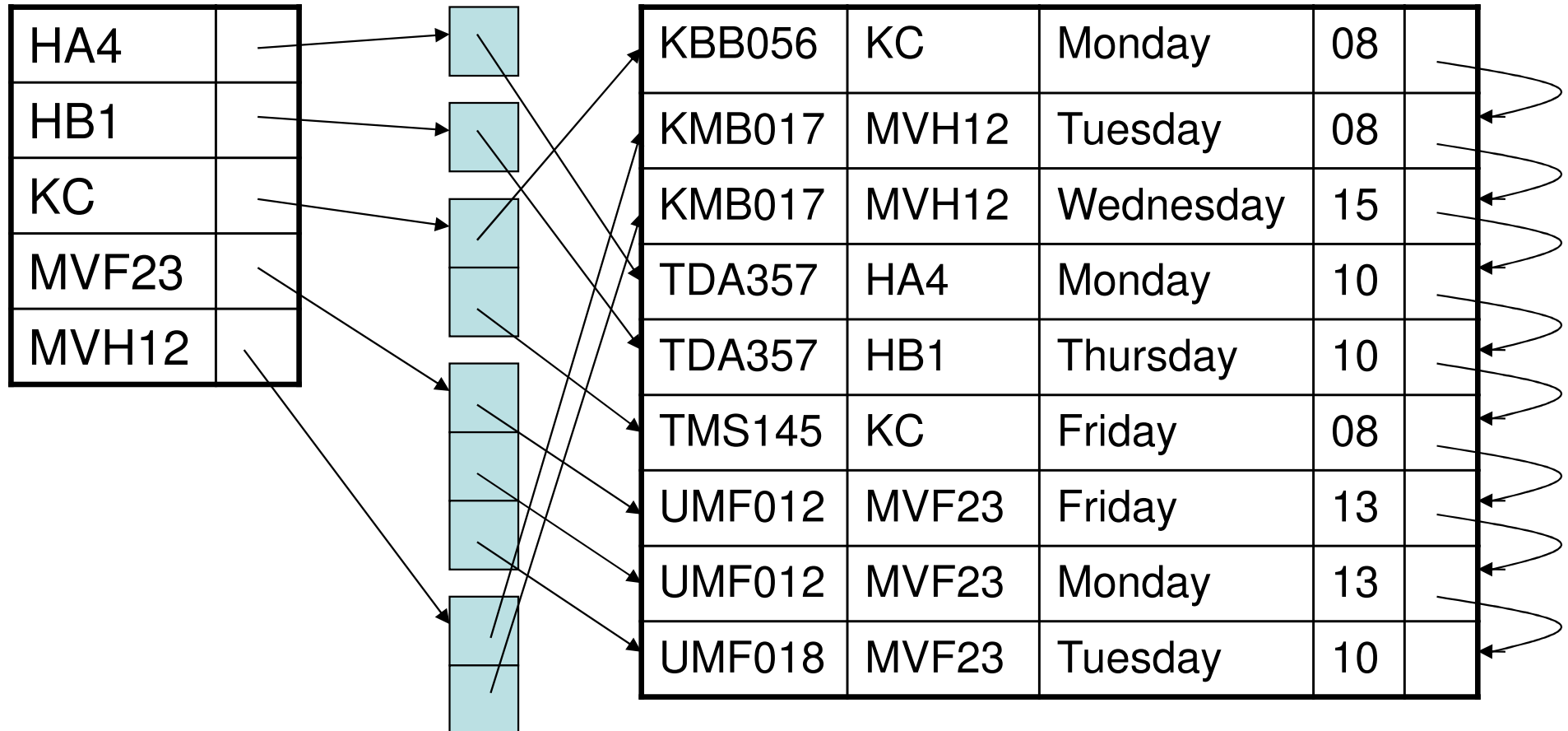
Sparse index on sequential file



Multi-level indexes



Secondary index on *room name*



Quiz!

- Indexes are incredibly useful (although they are not part of the SQL standard).
- Doing it wrong is costly.
- Requires knowledge about the internals of a DBMS.
 - How is data stored? How large is a block?
- A DBMS should be able to decide better than the user what indexes are needed, from usage analysis.

So why don't they??

Summary – indexes

- Indexes make certain lookups and joins more efficient.
 - Disk block access matters.
 - Multi-attribute indexes
- **CREATE INDEX**
- Usage analysis
 - What are the expected operations?
 - How much do they cost?
 - $\Sigma(\text{cost of operation}) \times (\text{proportion of operations of that kind})$

Non-natural keys

- A *natural key* is a key consisting of attributes in the domain model.
- In some cases, no suitable natural key exists.
 - No suitably unique natural candidate key.
 - Natural candidate key "too large".
 - Natural candidate key "not stable".
 - ...

Quiz!

Listed is a personal number and a car registration number, both Swedish, as well as a post ID and a comment ID from Wordpress. Can you tell which is which?

1253

AKW965

861218-9324

4126

Artificial key

- Extra attribute added to a table with the purpose of being the key.
 - Does not exist in "reality"
 - Can be verified for correctness
 - Can be distinguished from artificial keys on other tables in database.
- Examples:
 - Personal numbers, car registration numbers, course codes, etc.

Surrogate key

- System-generated key to replace the actual key behind the covers.
 - AUTO_INCREMENT, SEQUENCE, IDENTITY, ...
 - Totally unrelated to domain.
 - NOT exposed to user modification – database consistency would be at great risk!
 - Remember: From the database perspective, application programmers count as users!
 - Example: post/comment IDs managed by Wordpress.

Exposed locators

- Unholy mix of artificial and surrogate keys:
 - System-generated, non-verifiable value with no relation to data model (like a surrogate key).
 - ... but exposed to user (like an artificial key).

”[Exposed locators] are handy for lazy, non-RDBMS programmers who do not want to research or think! This is the worst way to program in SQL.”

Joe Celko, SQL programming guru

<http://www.informationweek.com/software/business-intelligence/celko-on-sql-natural-artificial-and-surr/201806814>

BEWARE!

- In parts of industry, there is an exaggerated belief in using surrogates, or even exposed locators.

”In the real world, outside of school, it is considered insanity to have more than an integer as key.”

Old student

- Don't believe it! There is no one-size-fits-all solution to picking keys. Think for yourselves! You are better than them!

Advantages

- Non-natural keys can be more compact.
 - Smaller references, smaller indexes.
 - Faster comparisons, faster joins.
- Non-natural keys are immutable.
 - Not tied to data in domain, so changes of the data will not cause key to change.
 - (Recall: Oracle does not support ON UPDATE CASCADE)
 - Applications never lose their reference to a particular row in the database.
- ...

Disadvantages

- Non-natural keys may degrade performance.
 - An extra key on a table requires an extra index to handle external lookups on the natural key
 - extra disk space to store index
 - modifications become more costly
 - Reference to non-natural key means external lookups on the natural key in referencing table requires one or more extra joins.
- Non-natural keys may make maintenance harder.
 - Harder to spot errors, in keys and in references.
- ...

Quiz!

Find all lectures for course TDA357 in period 3.
How costly is this operation?

```
Courses (code, ...)
```

```
GivenCourses (course, period, ...)
```

```
course -> Courses.code
```

```
Lectures (course, period, weekday, ...)
```

```
(course, period) ->
```

```
GivenCourses.(course, period)
```

Indexes for primary keys

```
SELECT *  
FROM Lectures  
WHERE course = 'TDA357'  
AND period = 3;
```

Costs $k + 1$ where

- k is the number of blocks holding rows matching the values
- 1 for reading index

Quiz!

Find all lectures for course TDA357 in period 3.
How costly is this operation?

```
Courses (cid, code, ...)
GivenCourses (gcid, course, period, ...)
    course -> Courses.cid
Lectures (lid, gcourse, weekday, ...)
    gcourse -> GivenCourses.gcid
```

Indexes for primary and natural keys

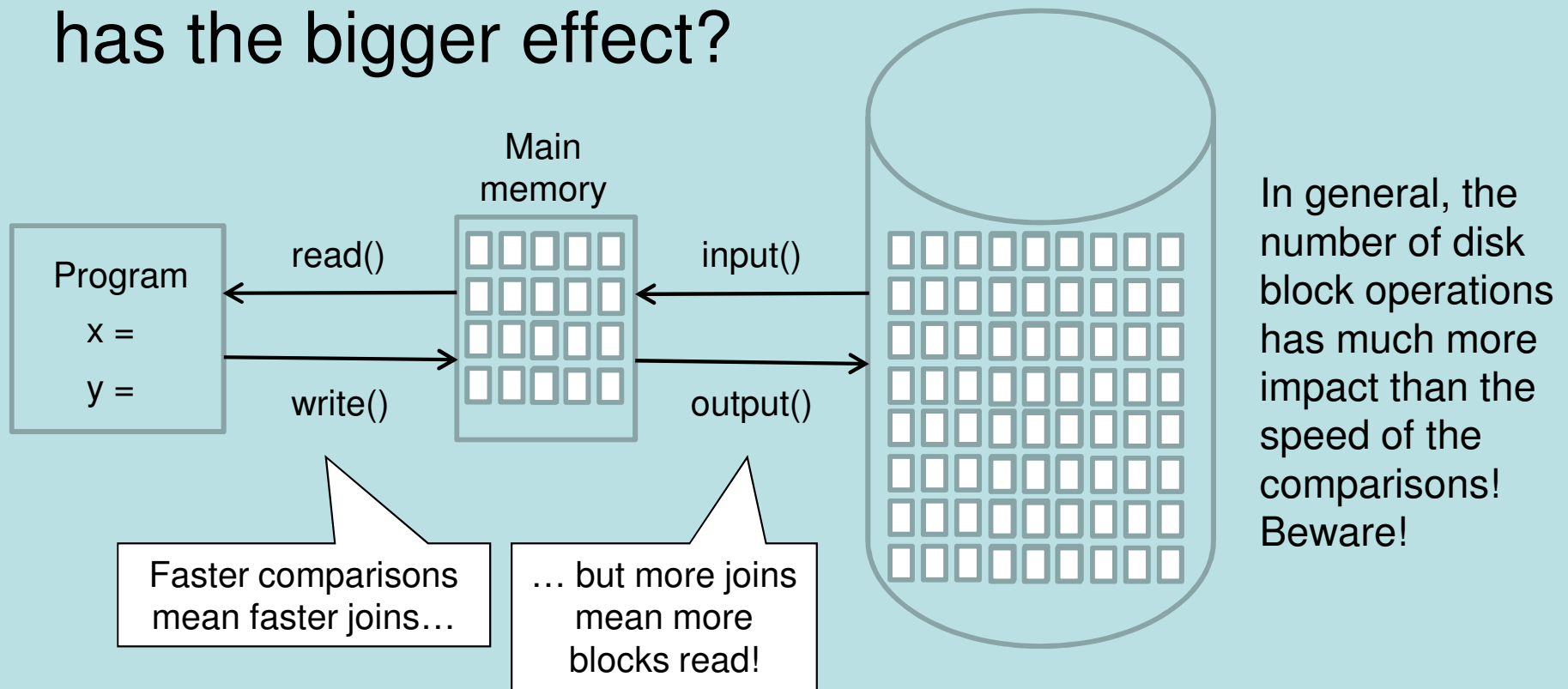
```
SELECT *
FROM Lectures, GivenCourses,
Courses
WHERE gcourse = gcid
    AND course = cid
    AND code = 'TDA357'
    AND period = 3;
```

Costs $k + m + 1 + 3$ where

- k is the number of blocks holding matching lectures
- m is the number of blocks holding matching given courses
- 1 is the block holding the matching code (natural key so only one)
- 3 for reading three separate indexes

Quiz!

If surrogate keys can lead to *more* joins, but due to them being smaller, each join is *faster* – which has the bigger effect?



Words of (my) advice

1. Use natural keys.
2. If none available, find or create an artificial key.
 - For (strong and weak) entities only: all tables representing relationships will have natural (composite) keys.
 - Also do this if natural key not suitably immutable.
3. If, and **ONLY** if, you notice a performance problem, surrogate keys *might* help.
 - Remember to mark natural keys unique.
 - Remember to create index for natural key lookups, if needed.
 - Use views to hide the surrogate keys from users. Avoid exposed locators.
 - Never include surrogates in e.g. E-R diagram – they are an implementation detail.

Denormalization

- "Re-compose" decomposed tables or attributes, to avoid joining.
 - Can think of this as pre-computing joins
 - Trade-off: query speed vs. redundancy
 - Are updates frequent?
 - "NULLs approach" for sub-entities and many-to-at-most-one is a special case – both composed tables have the same key, so *less* data will be stored.

Summary – optimization

- Indexes
 - (often) speed up queries and joins
 - make modifications more costly
- Natural keys, artificial keys, surrogate keys
 - Avoid exposed locators!
 - Know when to use what.
- Denormalization
 - Can be a worthwhile trade-off.

Next lecture

Semi-structured data

XML