

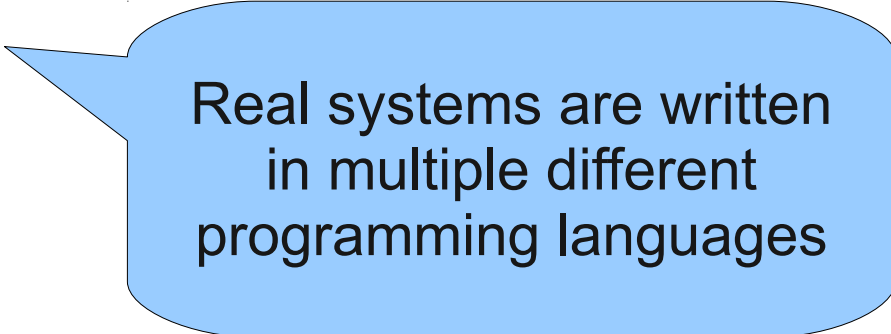
Graphical User Interfaces

GUIs with Gtk2Hs

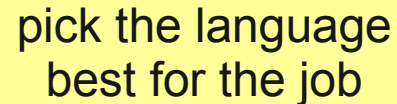
- Library we use in the course: GTK+
 - There are many, many, many others
 - Huge library! (documentation)
 - Purpose is not: learn all the details
- Purpose of Lab 4
 - Learn to use a huge library
 - Read documentation
 - Learn from examples
 - Learn to adapt examples (Parsing, GUI)

Gtk2Hs

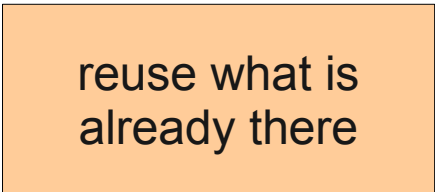
- GTK+ is written in C++
- However, bindings to many other languages
 - C
 - Python
 - Perl
 - ...
 - Haskell



Real systems are written
in multiple different
programming languages



pick the language
best for the job



reuse what is
already there

This Lecture

- Show two examples
 - Hello.hs
 - BouncingBalls.hs
- Enough to do Lab 4
 - Graphical calculator
- There will be one more example
 - Drawing program

