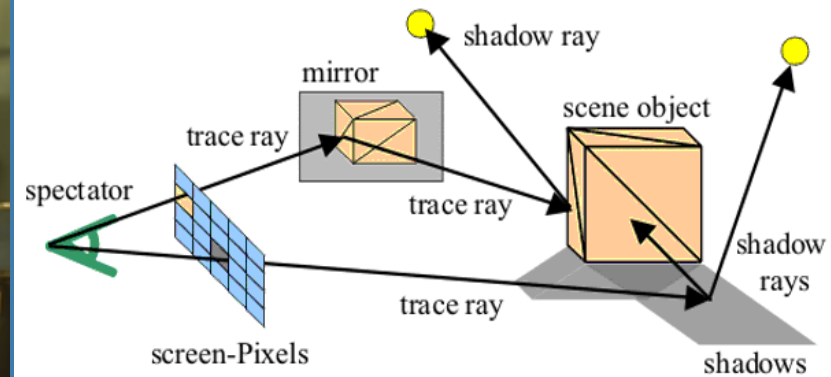
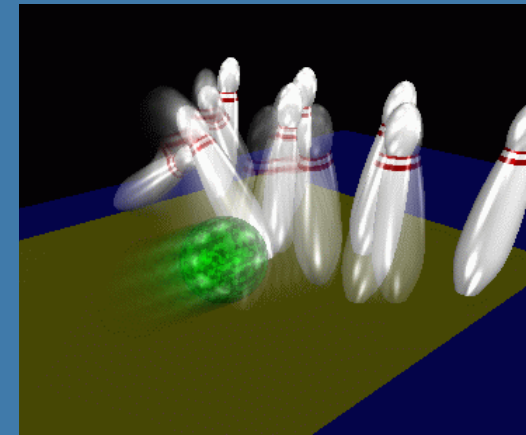


Intersection Testing

Chapter 16



Department of Computer
Engineering
Chalmers University of
Technology

Tutorial 7

Two options:

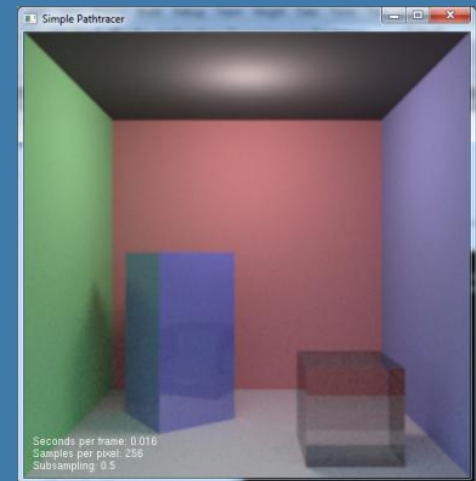
- Default:

- 3D World + 3DSMax Design tutorial:
 - Your own render engine

or

- Optionally, on your risk:


- Path tracing lab
 - New for this year
 - Advanced
 - The most recent way to implement path tracing.



What for?

- A tool needed for the graphics people all the time...
- Very important components:
 - Need to make them fast!
- Finding if (and where) a ray hits an object
 - Picking
 - Ray tracing and global illumination
- For speed-up techniques
- Collision detection (treated in a later lecture)

Example



Midtown Madness 3, DICE

Some basic geometrical primitives

- Ray:



- Sphere:



- Box

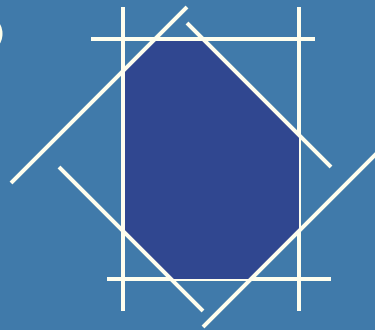
- Axis-aligned (AABB)



- Oriented (OBB)



- k -DOP



Four different techniques

- Analytical
 - Geometrical
 - Separating axis theorem (SAT)
 - Dynamic tests
-
- Given these, one can derive many tests quite easily
 - However, often tricks are needed to make them fast

Analytical: Ray/sphere test

- Sphere center: \mathbf{c} , and radius r
- Ray: $\mathbf{r}(t) = \mathbf{o} + t\mathbf{d}$
- Sphere formula: $\|\mathbf{p} - \mathbf{c}\| = r$
- Replace \mathbf{p} by $\mathbf{r}(t)$, and square it:

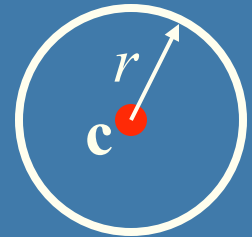
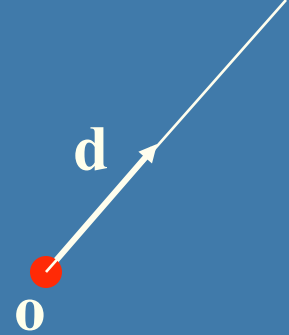
$$(\mathbf{r}(t) - \mathbf{c}) \cdot (\mathbf{r}(t) - \mathbf{c}) - r^2 = 0$$

$$(\mathbf{o} + t\mathbf{d} - \mathbf{c}) \cdot (\mathbf{o} + t\mathbf{d} - \mathbf{c}) - r^2 = 0$$

$$(t\mathbf{d} + (\mathbf{o} - \mathbf{c})) \cdot (t\mathbf{d} + (\mathbf{o} - \mathbf{c})) - r^2 = 0$$


$$(\mathbf{d} \cdot \mathbf{d})t^2 + 2((\mathbf{o} - \mathbf{c}) \cdot \mathbf{d})t + (\mathbf{o} - \mathbf{c}) \cdot (\mathbf{o} - \mathbf{c}) - r^2 = 0$$

$$t^2 + 2((\mathbf{o} - \mathbf{c}) \cdot \mathbf{d})t + (\mathbf{o} - \mathbf{c}) \cdot (\mathbf{o} - \mathbf{c}) - r^2 = 0 \quad \|\mathbf{d}\| = 1$$



Analytical, continued

$$t^2 + 2((\mathbf{o} - \mathbf{c}) \cdot \mathbf{d})t + (\mathbf{o} - \mathbf{c}) \cdot (\mathbf{o} - \mathbf{c}) - r^2 = 0$$



- Be a little smart...

$$(\mathbf{o} - \mathbf{c}) \cdot \mathbf{d} > 0 ?$$

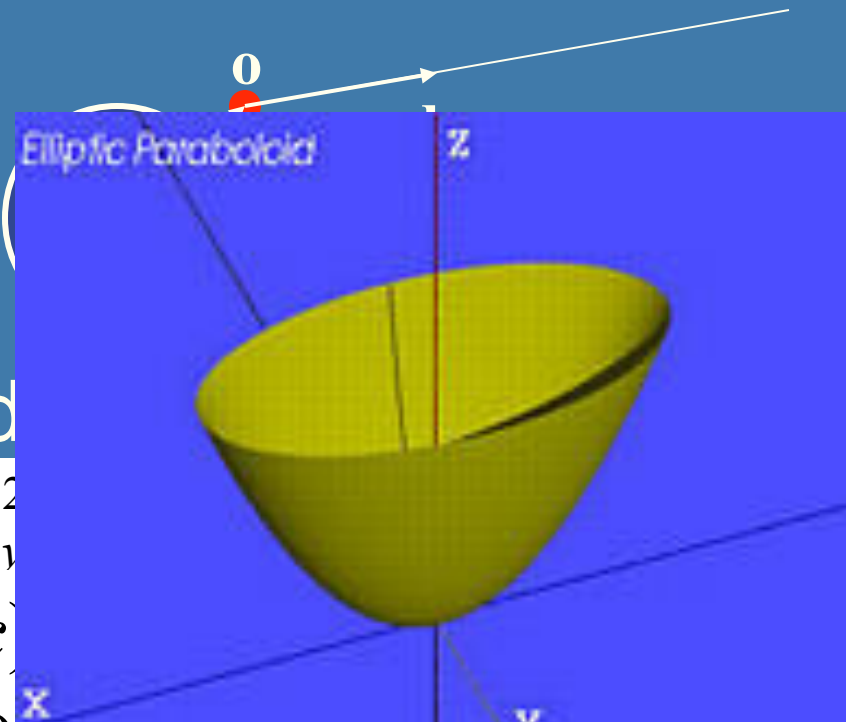
$$(\mathbf{o} - \mathbf{c}) \cdot (\mathbf{o} - \mathbf{c}) - r^2 < 0 ?$$

- Such tests are called

- Other shapes: $p_x^2 + p_y^2$


$$\left(\frac{p_x}{a}\right)^2 + \left(\frac{p_y}{b}\right)^2 + \left(\frac{p_z}{c}\right)^2 = 1$$

$$\left(\frac{p_x}{a}\right)^2 + \left(\frac{p_y}{b}\right)^2 - p_z = 0$$



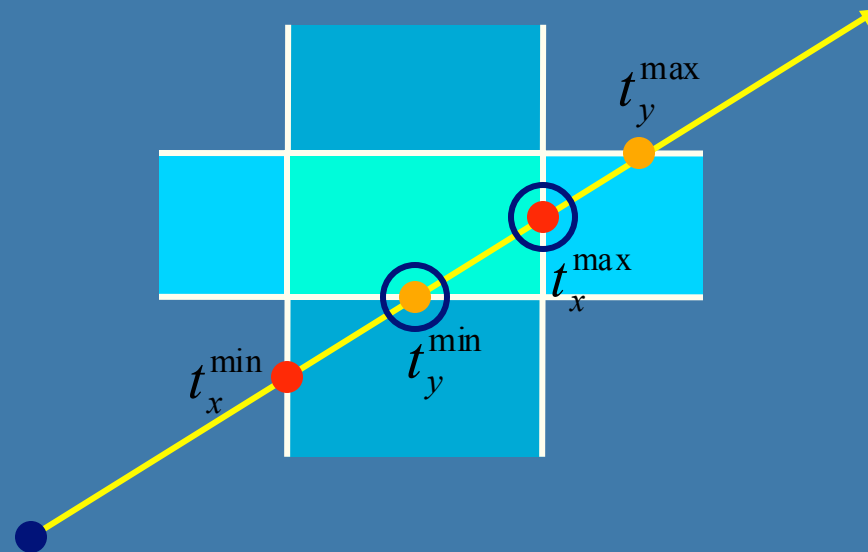
Geometrical: Ray/Box Intersection

- Boxes and spheres often used as bounding volumes
- A slab is the volume between two parallel planes:
- A box is the logical intersection of three slabs (2 in 2D):



Geometrical: Ray/Box Intersection (2)

- Intersect the 2 planes of each slab with the ray

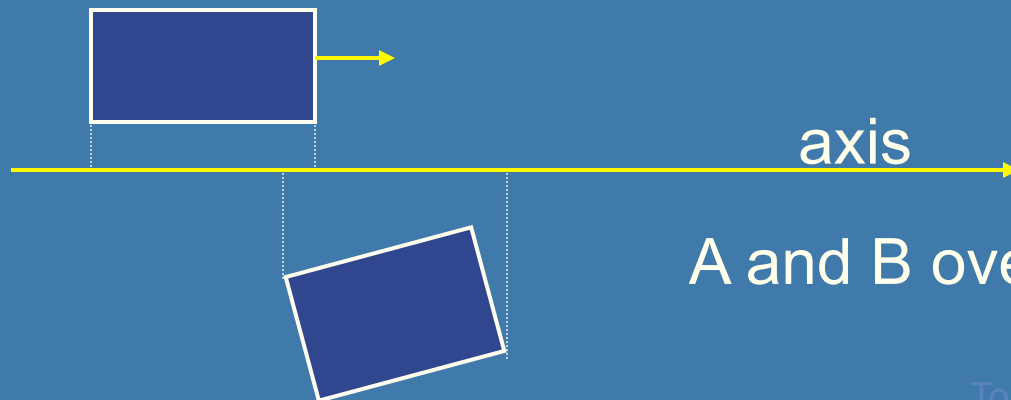


- Keep max of t^{\min} and min of t^{\max}
- If $t^{\min} < t^{\max}$ then we got an intersection
- Special case when ray parallel to slab

Separating Axis Theorem (SAT)


Page 563 in book

- Two convex polyhedrons, A and B, are disjoint if any of the following axes separate the objects:
 - An axis orthogonal to a face of A
 - An axis orthogonal to a face of B
 - An axis formed from the cross product of one edge from each of A and B



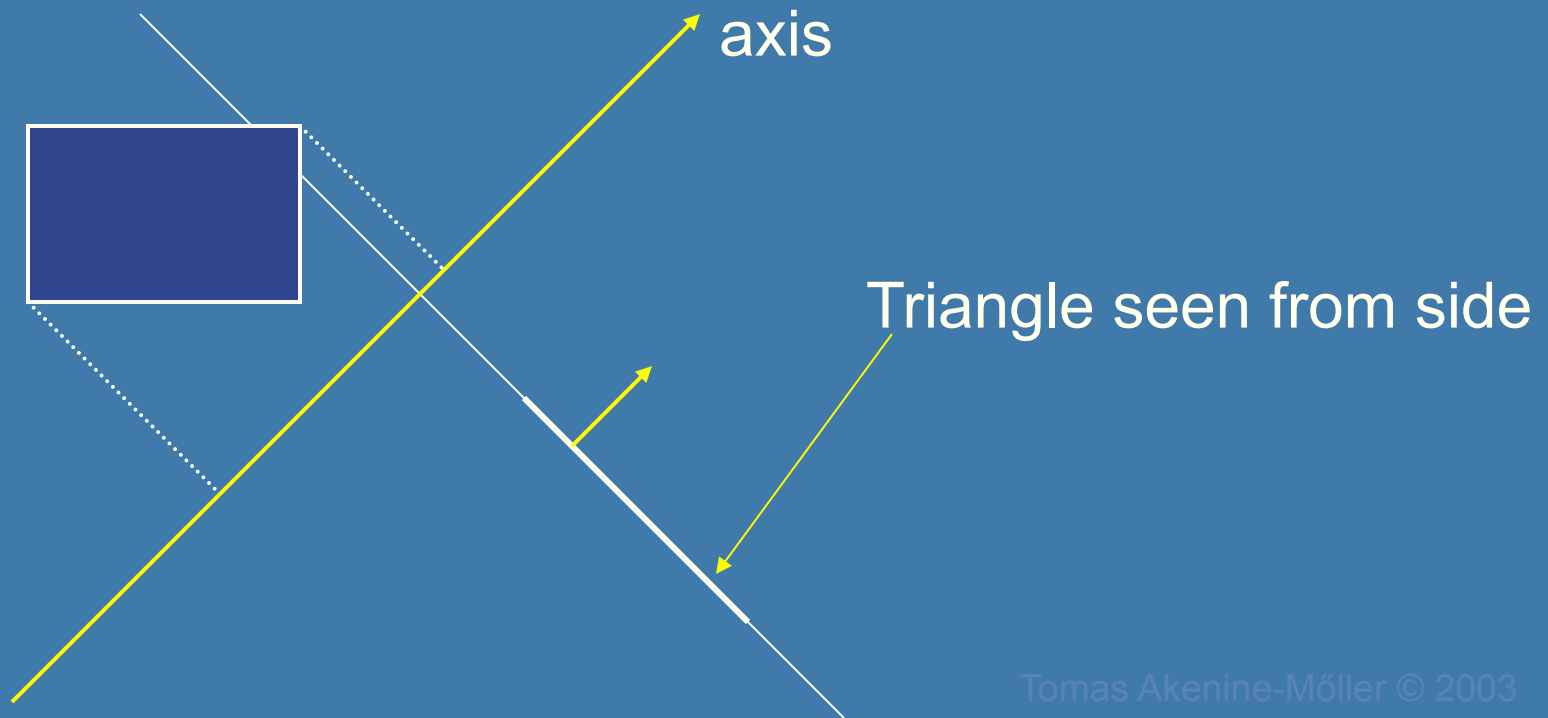
SAT example: Triangle/Box

- E.g an axis-aligned box and a triangle
- 1) test the axes that are orthogonal to the faces of the box
- That is, x , y , and z



Triangle/Box with SAT (2)

- Assume that they overlapped on x,y,z
- Must continue testing
- **2) Axis orthogonal to face of triangle**



Triangle/Box with SAT (3)

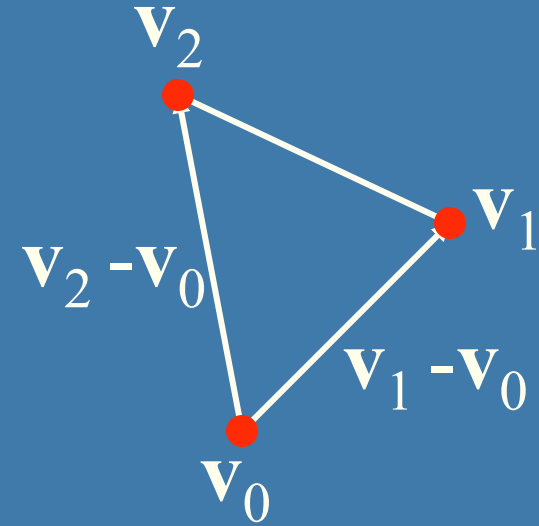
- If still no separating axis has been found...
- 3) Test axis: $t = e_{\text{box}} \times e_{\text{triangle}}$
- Example:
 - x-axis from box: $e_{\text{box}} = (1, 0, 0)$
 - $e_{\text{triangle}} = v_1 - v_0$
- Test all such combinations
- If there is at least one separating axis, then the objects do not collide
- Else they do overlap

Rules of Thumb for Intersection Testing

- Acceptance and rejection test
 - Try them early on to make a fast exit
- Postpone expensive calculations if possible
- Use dimension reduction
 - E.g. 3 one-dimensional tests instead of one complex 3D test, or 2D instead of 3D
- Share computations between objects if possible
- Timing!!!

Another analytical example: Ray/ Triangle in detail

- Ray: $\mathbf{r}(t) = \mathbf{o} + t\mathbf{d}$
- Triangle vertices: $\mathbf{v}_0, \mathbf{v}_1, \mathbf{v}_2$
- A point in the triangle:
- $\mathbf{t}(u, v) = \mathbf{v}_0 + u(\mathbf{v}_1 - \mathbf{v}_0) + v(\mathbf{v}_2 - \mathbf{v}_0) =$
 $= (1 - u - v)\mathbf{v}_0 + u\mathbf{v}_1 + v\mathbf{v}_2 \quad [u, v \geq 0, u + v \leq 1]$
- Set $\mathbf{t}(u, v) = \mathbf{r}(t)$, and solve!



$$\begin{pmatrix} | & | & | \\ -\mathbf{d} & \mathbf{v}_1 - \mathbf{v}_0 & \mathbf{v}_2 - \mathbf{v}_0 \\ | & | & | \end{pmatrix} \begin{pmatrix} t \\ u \\ v \end{pmatrix} = \begin{pmatrix} | \\ \mathbf{o} - \mathbf{v}_0 \\ | \end{pmatrix}$$

Ray/Triangle (2)

$$\begin{pmatrix} | & | & | \\ -\mathbf{d} & \mathbf{v}_1 - \mathbf{v}_0 & \mathbf{v}_2 - \mathbf{v}_0 \\ | & | & | \end{pmatrix} \begin{pmatrix} t \\ u \\ v \end{pmatrix} = \begin{pmatrix} | & | \\ \mathbf{o} - \mathbf{v}_0 \\ | & | \end{pmatrix}$$

$$\mathbf{e}_1 = \mathbf{v}_1 - \mathbf{v}_0 \quad \mathbf{e}_2 = \mathbf{v}_2 - \mathbf{v}_0 \quad \mathbf{s} = \mathbf{o} - \mathbf{v}_0$$

- Solve with Cramer's rule:

$$\begin{pmatrix} | & | & | \\ -\mathbf{d} & \mathbf{e}_1 & \mathbf{e}_2 \\ | & | & | \end{pmatrix} \begin{pmatrix} t \\ u \\ v \end{pmatrix} = \begin{pmatrix} | \\ \mathbf{s} \\ | \end{pmatrix}$$

$$\begin{bmatrix} a & b & c \\ d & e & f \\ g & h & i \end{bmatrix} \begin{bmatrix} x \\ y \\ z \end{bmatrix} = \begin{bmatrix} j \\ k \\ l \end{bmatrix}$$

$$Ax = b$$

$$x = \frac{\begin{vmatrix} j & b & c \\ k & e & f \\ l & h & i \end{vmatrix}}{\begin{vmatrix} a & b & c \\ d & e & f \\ g & h & i \end{vmatrix}}, \quad y = \frac{\begin{vmatrix} a & j & c \\ d & k & f \\ g & l & i \end{vmatrix}}{\begin{vmatrix} a & b & c \\ d & e & f \\ g & h & i \end{vmatrix}}, \quad \text{and } z = \frac{\begin{vmatrix} a & b & j \\ d & e & k \\ g & h & l \end{vmatrix}}{\begin{vmatrix} a & b & c \\ d & e & f \\ g & h & i \end{vmatrix}}$$

$$\begin{pmatrix} t \\ u \\ v \end{pmatrix} = \frac{1}{\det(-\mathbf{d}, \mathbf{e}_1, \mathbf{e}_2)} \begin{pmatrix} \det(\mathbf{s}, \mathbf{e}_1, \mathbf{e}_2) \\ \det(-\mathbf{d}, \mathbf{s}, \mathbf{e}_2) \\ \det(-\mathbf{d}, \mathbf{e}_1, \mathbf{s}) \end{pmatrix}$$

Ray/Triangle (2)

$$\begin{pmatrix} | & | & | \\ -\mathbf{d} & \mathbf{v}_1 - \mathbf{v}_0 & \mathbf{v}_2 - \mathbf{v}_0 \\ | & | & | \end{pmatrix} \begin{pmatrix} t \\ u \\ v \end{pmatrix} = \begin{pmatrix} | & | \\ \mathbf{o} - \mathbf{v}_0 \\ | & | \end{pmatrix}$$

$$\mathbf{e}_1 = \mathbf{v}_1 - \mathbf{v}_0 \quad \mathbf{e}_2 = \mathbf{v}_2 - \mathbf{v}_0 \quad \mathbf{s} = \mathbf{o} - \mathbf{v}_0$$

- Solve with Cramer's rule:

$$\begin{pmatrix} t \\ u \\ v \end{pmatrix} = \frac{1}{\det(-\mathbf{d}, \mathbf{e}_1, \mathbf{e}_2)} \begin{pmatrix} \det(\mathbf{s}, \mathbf{e}_1, \mathbf{e}_2) \\ \det(-\mathbf{d}, \mathbf{s}, \mathbf{e}_2) \\ \det(-\mathbf{d}, \mathbf{e}_1, \mathbf{s}) \end{pmatrix}$$

$$\begin{pmatrix} | & | & | \\ -\mathbf{d} & \mathbf{e}_1 & \mathbf{e}_2 \\ | & | & | \end{pmatrix} \begin{pmatrix} t \\ u \\ v \end{pmatrix} = \begin{pmatrix} | \\ \mathbf{s} \\ | \end{pmatrix}$$

Use this fact: $\det(\mathbf{a}, \mathbf{b}, \mathbf{c}) = (\mathbf{a} \times \mathbf{b}) \cdot \mathbf{c} = -(\mathbf{a} \times \mathbf{c}) \cdot \mathbf{b}$

$$\begin{pmatrix} t \\ u \\ v \end{pmatrix} = \frac{1}{(\mathbf{d} \times \mathbf{e}_2) \cdot \mathbf{e}_1} \begin{pmatrix} (\mathbf{s} \times \mathbf{e}_1) \cdot \mathbf{e}_2 \\ (\mathbf{d} \times \mathbf{e}_2) \cdot \mathbf{s} \\ (\mathbf{s} \times \mathbf{e}_1) \cdot \mathbf{d} \end{pmatrix}$$

- Share factors to speed up computations

Ray/Triangle (3) Implementation

$$\begin{pmatrix} t \\ u \\ v \end{pmatrix} = \frac{1}{(\mathbf{d} \times \mathbf{e}_2) \cdot \mathbf{e}_1} \begin{pmatrix} (\mathbf{s} \times \mathbf{e}_1) \cdot \mathbf{e}_2 \\ (\mathbf{d} \times \mathbf{e}_2) \cdot \mathbf{s} \\ (\mathbf{s} \times \mathbf{e}_1) \cdot \mathbf{d} \end{pmatrix}$$

- Be smart!
 - Compute as little as possible. Then test
- Examples: $\mathbf{p} = \mathbf{d} \times \mathbf{e}_2$
 $a = \mathbf{p} \cdot \mathbf{e}_1$
 $f = 1/a$
- Compute $u = f(\mathbf{p} \cdot \mathbf{s})$
- Then test valid bounds
- `if (u < 0 or u > 1) exit;`

$$\text{Plane : } \pi : \mathbf{n} \cdot \mathbf{p} + d = 0$$

Point/Plane

- Insert a point \mathbf{x} into plane equation:

$$f(\mathbf{x}) = \mathbf{n} \cdot \mathbf{x} + d$$

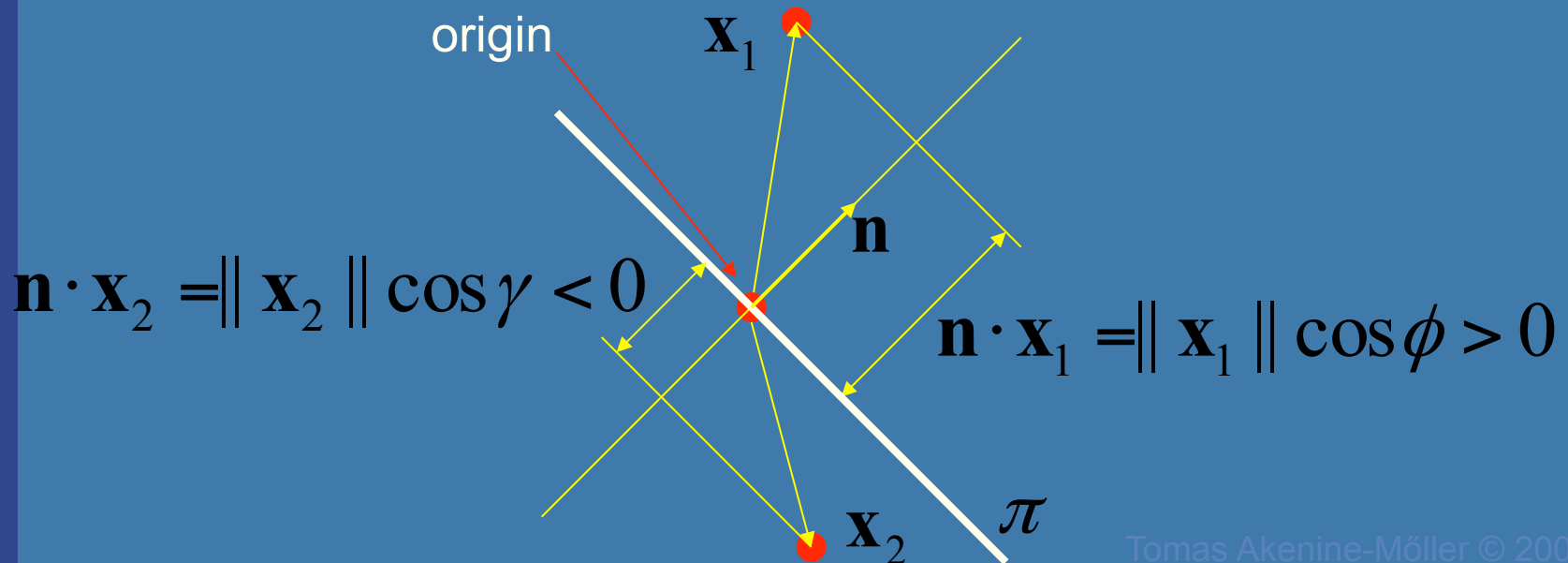
$$f(\mathbf{x}) = \mathbf{n} \cdot \mathbf{x} + d = 0 \quad \text{for } \mathbf{x}'\text{s on the plane}$$

$$f(\mathbf{x}) = \mathbf{n} \cdot \mathbf{x} + d < 0 \quad \text{for } \mathbf{x}'\text{s on one side of the plane}$$

$$f(\mathbf{x}) = \mathbf{n} \cdot \mathbf{x} + d > 0 \quad \text{for } \mathbf{x}'\text{s on the other side}$$

Negative
half space

Positive
half space



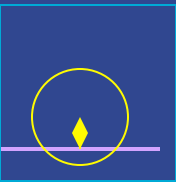
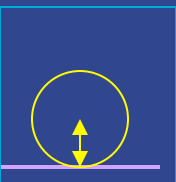
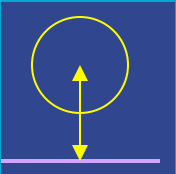
Sphere/Plane Box/Plane

$$\text{Plane: } \pi : \mathbf{n} \cdot \mathbf{p} + d = 0$$

$$\text{Sphere: } \mathbf{c} \quad r$$

$$\text{AABB: } \mathbf{b}^{\min} \quad \mathbf{b}^{\max}$$

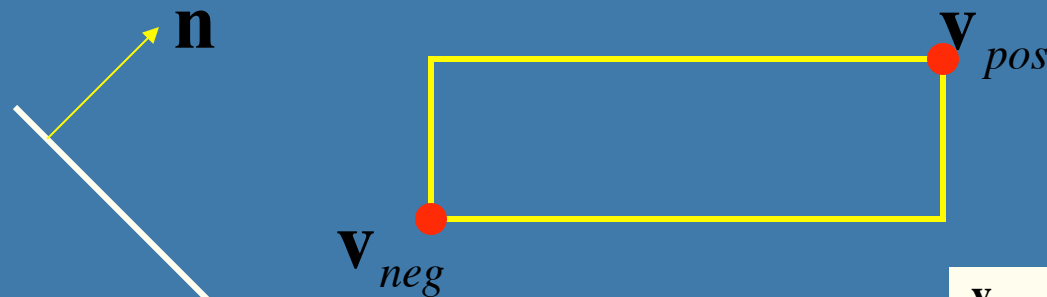
- Sphere: compute $f(\mathbf{c}) = \mathbf{n} \cdot \mathbf{c} + d$
- $f(\mathbf{c})$ is the signed distance (\mathbf{n} normalized)
- $\text{abs}(f(\mathbf{c})) > r$ no collision
- $\text{abs}(f(\mathbf{c})) = r$ sphere touches the plane
- $\text{abs}(f(\mathbf{c})) < r$ sphere intersects plane
- Box: insert all 8 corners
- If all f 's have the same sign, then all points are on the same side, and no collision



AABB/plane

$$\text{Plane : } \pi : \mathbf{n} \cdot \mathbf{p} + d = 0$$
$$\text{Sphere : } \mathbf{c} \quad r$$
$$\text{Box : } \mathbf{b}^{\min} \quad \mathbf{b}^{\max}$$

- The smart way (shown in 2D)
- Find the two vertices that have the most positive and most negative value when tested against the plane



Need only test
the red points

$$\mathbf{v}_{pos_x} = (\mathbf{n}_x > 0) ? \mathbf{b}_{max_x} : \mathbf{b}_{min_x}$$

$$\mathbf{v}_{pos_y} = (\mathbf{n}_y > 0) ? \mathbf{b}_{max_y} : \mathbf{b}_{min_y}$$

$$\mathbf{v}_{pos_z} = (\mathbf{n}_z > 0) ? \mathbf{b}_{max_z} : \mathbf{b}_{min_z}$$

$$\mathbf{v}_{neg_x} = (\mathbf{n}_x < 0) ? \mathbf{b}_{max_x} : \mathbf{b}_{min_x}$$

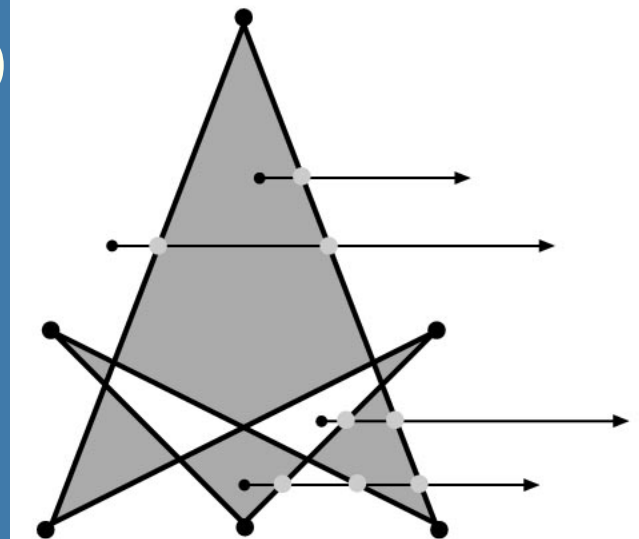
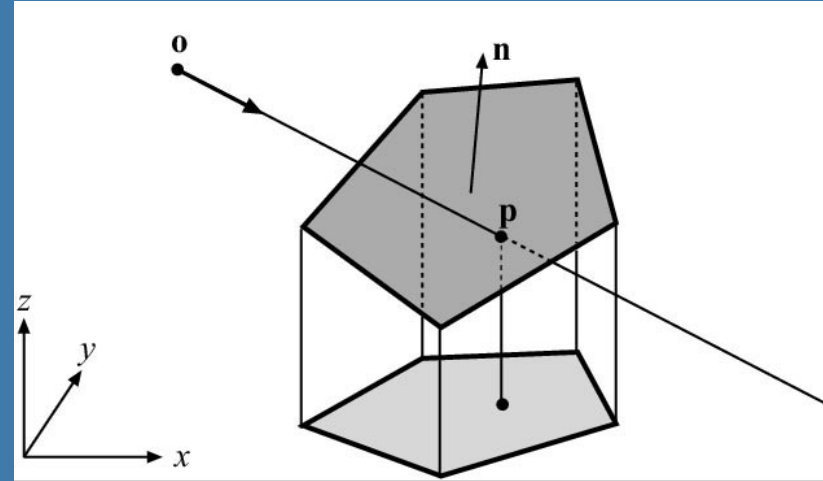
$$\mathbf{v}_{neg_y} = (\mathbf{n}_y < 0) ? \mathbf{b}_{max_y} : \mathbf{b}_{min_y}$$

$$\mathbf{v}_{neg_z} = (\mathbf{n}_z < 0) ? \mathbf{b}_{max_z} : \mathbf{b}_{min_z}$$

OBB almost as easy. Just first project
 \mathbf{n} on OBB's axes – see p: 757

Ray/Polygon: very briefly

- Intersect ray with polygon plane
- Project from 3D to 2D
- How?
- Find $\max(|n_x|, |n_y|, |n_z|)$
- Skip that coordinate!
- Then, count crossing in 2D



Volume/Volume tests

- Used in collision detection

- Sphere/sphere

- Compute squared distance between sphere centers, and compare to $(r_1+r_2)^2$

- Axis-Aligned Bounding Box (AABB)

- Test in 1D for x,y, and z

- Oriented Bounding boxes

- Use SAT [details in book]

If:

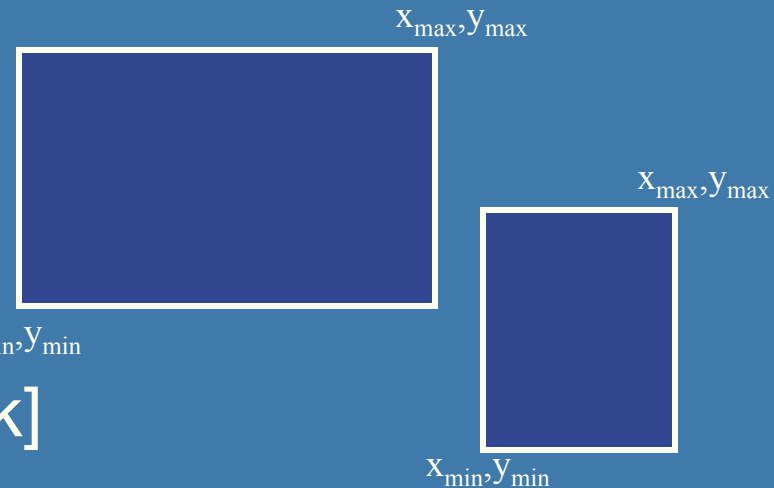
any of object A's $(x,y,z)_{\min}$ are larger than object B's $(x,y,z)_{\max}$

or

any of object B's $(x,y,z)_{\min}$ are larger than object A's $(x,y,z)_{\max}$,

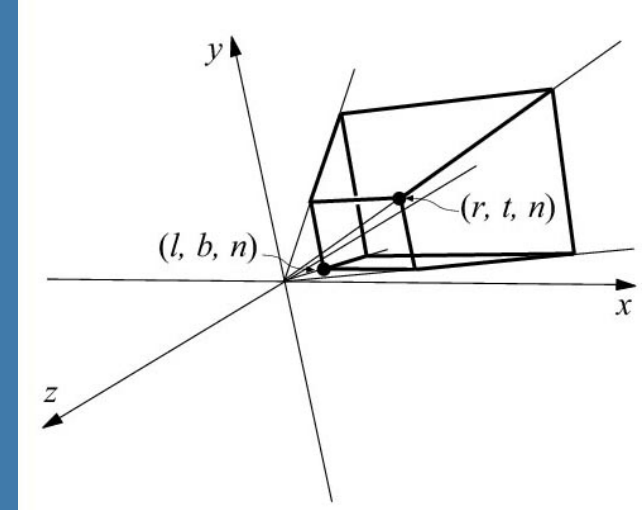
then there is no intersection.

Otherwise there is.

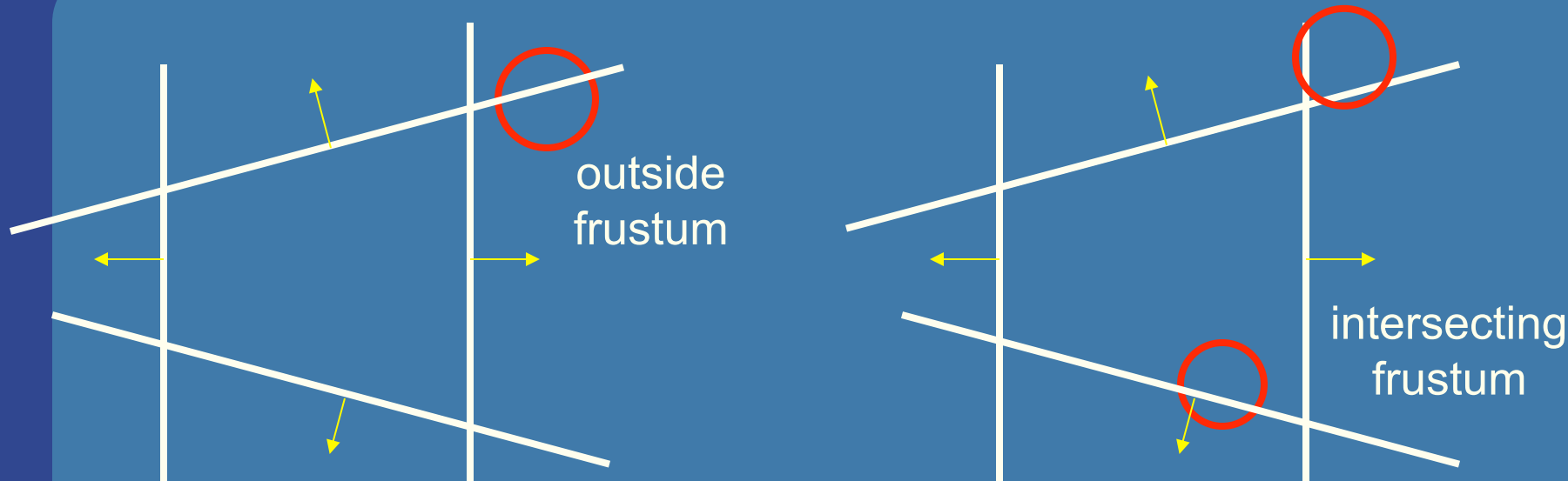


View frustum testing

- View frustum is 6 planes:
- Near, far, right, left, top,
- Create planes from projection matrix
 - Let all positive half spaces be outside frustum
 - Not dealt with here -- p. 773-774, 3rd ed.
- Sphere/frustum common approach:
 - Test sphere against each of the 6 frustum planes:
 - If outside the plane => no intersection
 - If intersecting the plane or inside, continue
 - If not outside after all six planes, then conservatively consider sphere as inside or intersecting
- Example follows...



View frustum testing example



- Not exact test, but not incorrect
 - A sphere that is reported to be inside, can be outside
 - Not vice versa
- Similarly for boxes

Dynamic Intersection Testing

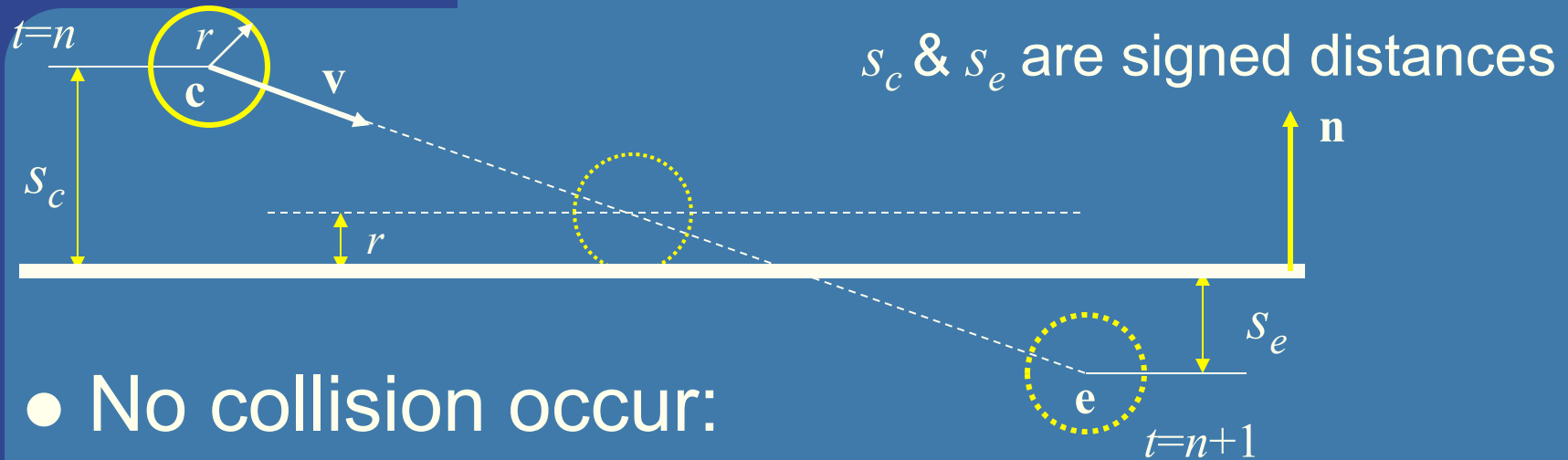
[In book: 620-628]

- Testing is often done every rendered frame, i.e., at discrete time intervals
- Therefore, you can get "quantum effects"



- Dynamic testing deals with this
- Is more expensive
- Deals with a time interval: time between two frames

Dynamic intersection testing Sphere/Plane

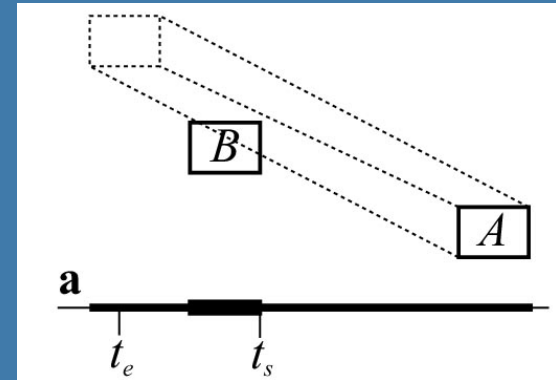
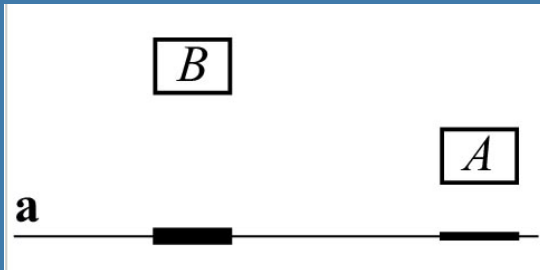


- No collision occur:
 - If they are on the same side of the plane ($s_c s_e > 0$)
 - and: $|s_c| > r$ and $|s_e| > r$
- Otherwise, sphere can move $|s_c| - r$
- Time of collision:
$$t_{cd} = n + \frac{s_c - r}{s_c - s_e}$$
- Response: reflect \mathbf{v} around \mathbf{n} , and move $(1 - t_{cd})\mathbf{r}$ (\mathbf{r} =refl vector)

BONUS

Dynamic Separating Axis Theorem

- SAT: tests one axis at a time for overlap



- Same with DSAT, but:
 - Use a relative system where B is fixed
 - i.e., compute A's relative motion to B.
 - Need to adjust A's projection on the axis so that the interval moves on the axis as well
- Need to test same axes as with SAT
- Same criteria for overlap/disjoint:
 - If no overlap on axis => disjoint
 - If overlap on all axes => objects overlap

BONUS

Dynamic Sweep-and-Prune

- http://graphics.idav.ucdavis.edu/~dcoming/papers/coming_staadt_vriphys05.pdf

Exercises

- Create a function (by writing code on paper) that tests for intersection between:
 - two spheres
 - a ray and a sphere
 - view frustum and a sphere

Scan Line Fill

Set active edges to AB and AC

For $y = A.y, A.y-1, \dots, C.y$

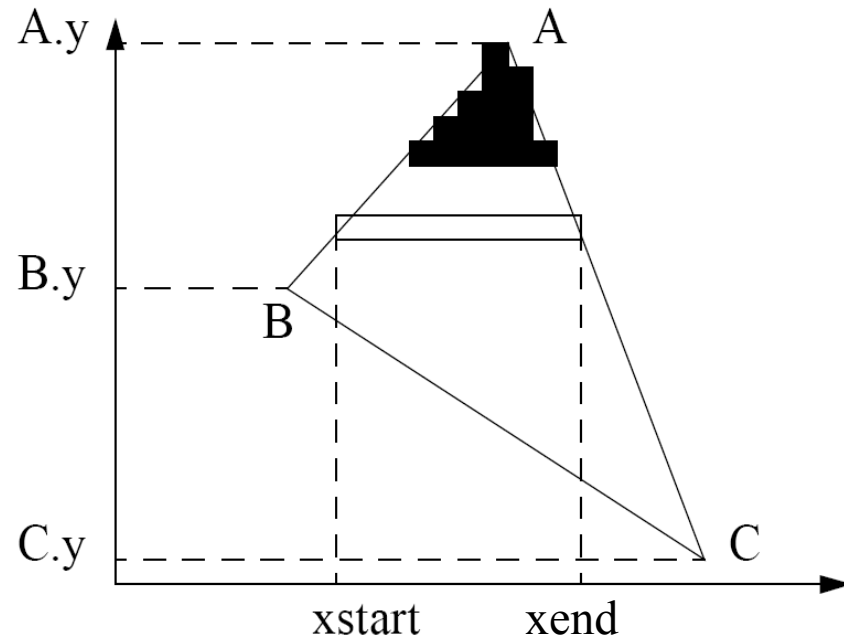
If $y=B.y \rightarrow$ exchange AB with BC

Compute x_{start} and x_{end} .

Interpolate color, depth, texcoords
etc for points (x_{start}, y) and
 (x_{end}, y)

For $x = x_{start}, x_{start}+1, \dots, x_{end}$

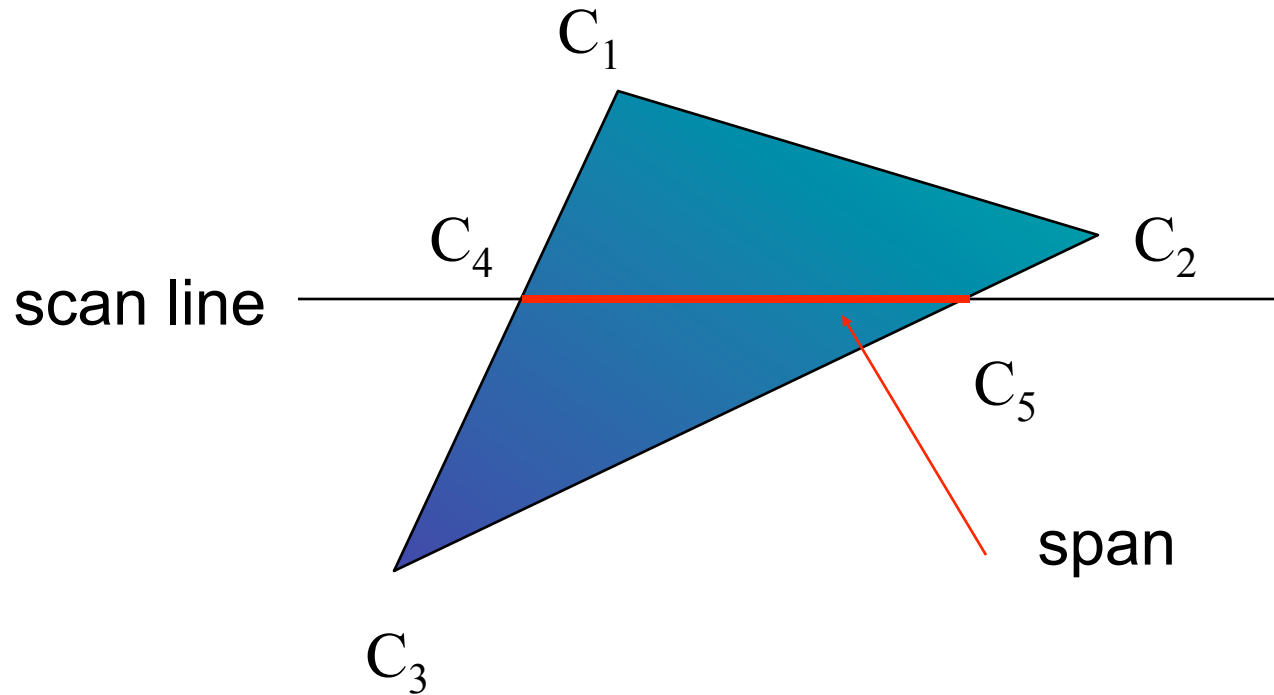
Compute color, depth etc for
 (x, y) using interpolation.



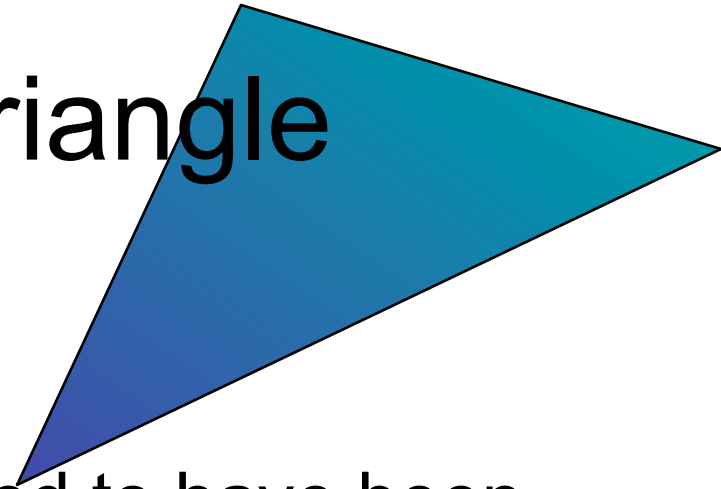
**This is one modern
way to rasterize a
triangle**

Using Interpolation

C_1 C_2 C_3 specified by `glColor` or by vertex shading
 C_4 determined by interpolating between C_1 and C_2
 C_5 determined by interpolating between C_2 and C_3
interpolate between C_4 and C_5 along span



Rasterizing a Triangle



- Convex Polygons only
- Nonconvex polygons assumed to have been tessellated
- Shades (colors) have been computed for vertices (Gouraud shading)
- Combine with z-buffer algorithm
 - March across scan lines interpolating shades
 - Incremental work small

Flood Fill

- Fill can be done recursively if we know a seed point located inside (WHITE)
- Scan convert edges into buffer in edge/inside color (BLACK)

```
flood_fill(int x, int y) {  
    if(read_pixel(x,y) == WHITE) {  
        write_pixel(x,y, BLACK);  
        flood_fill(x-1, y);  
        flood_fill(x+1, y);  
        flood_fill(x, y+1);  
        flood_fill(x, y-1);  
    }  
}
```

What you need to know

- Analytic test:
 - Be able to compute ray vs sphere or other formula
 - ray vs triangle
- Geometrical tests
 - Ray/box with slab-test
 - Ray/polygon (3D->2D)
 - AABB/AABB
- Other:
 - Point/plane
 - Sphere/plane
 - Box/plane, AABB/plane
- SAT
- Know what a dynamic test is
- Understand floodfill and how to rasterize a triangle